

Exam Questions MS-203

Microsoft 365 Messaging

<https://www.2passeasy.com/dumps/MS-203/>



NEW QUESTION 1

- (Topic 5)

Your company has a Microsoft Exchange Server 2019 hybrid deployment.

Users in the advertising department and the editorial department of the company have mailboxes in Exchange Online.

A company policy requires that the advertising department users and the editorial department users be segmented based on the following requirements:

? The advertising department users must not see the editorial department users in the global address list

? (GAL).

? The editorial department users must not see the advertising department users in the GAL.

? The editorial department users must be treated as external recipients of the advertising department users.

? The advertising department users must be treated as external recipients of the editorial department users.

You need to recommend a solution that meets the requirements and minimize costs and effort.

What should you recommend?

A. In the Exchange Online tenant, create separate address book policies (ABPs) for the advertising and editorial departments.

B. Migrate all the mailboxes of the advertising department to the on-premises organization, and then enable address book policy (ABP) routing.

C. Purchase an additional Microsoft 365 subscription, and then migrate all the mailboxes of the advertising department to the new subscription.

D. Create two address book policies (ABPs) in Exchange Online, and then enable ABP routing for the Exchange Online tenant.

Answer: D

Explanation:

References:

<https://docs.microsoft.com/en-us/exchange/email-addresses-and-address-books/address-book-policies/address-book-policies?view=exchserver-2019>

NEW QUESTION 2

- (Topic 5)

You have a Microsoft Exchange Online tenant that uses a third-party email gateway device. You discover that inbound email messages are delayed.

The gateway device receives the following error message when sending email to the tenant.

* 4.7.500 Server busy, please try again later. You need to prevent inbound email delays. What should you configure?

A. Organization Sharing

B. an MX record for the domain

C. a transport rule

D. a connector

Answer: D

Explanation:

Reference:

<https://docs.microsoft.com/en-us/exchange/mail-flow-best-practices/use-connectors-to-configure-mail-flow/use-connectors-to-configure-mail-flow>

NEW QUESTION 3

HOTSPOT - (Topic 5)

You have a Microsoft Exchange Online subscription that uses a namespace of litwareinc.com.

You create a connector in Exchange Online that is configured as shown in the following exhibit.

Name	: Contoso
Enabled	: True
UseMXRecord	: True
ConnectorType	: Partner
RecipientDomains	: {Contoso.com}
SmartHosts	: {}
TlsDomain	: Contoso.com
TlsSettings	: DomainValidation
IsTransportRuleScoped	: False
RouteAllMessagesViaOnPremises	: False
CloudServiceMailEnabled	: False
AllAcceptedDomains	: False

Use the drop-down menus to select the answer choice that completes each statement based on the information presented in the graphic.

NOTE: Each correct selection is worth one point.

If an email message is sent to info@contoso.com, the message [answer choice].

	▼
will always be delivered by using TLS	
will never be delivered by using TLS	
will sometimes be delivered by using TLS	

If a user attempts to send an email message to info@contoso.com, and the receiving server does not have a certificate that contains the name contoso.com, [answer choice].

	▼
the message will be delivered unencrypted	
the messages will not be delivered	
the message will be delivered by using TLS	

- A. Mastered
 B. Not Mastered

Answer: A

Explanation:

If an email message is sent to info@contoso.com, the message [answer choice].

	▼
will always be delivered by using TLS	
will never be delivered by using TLS	
will sometimes be delivered by using TLS	

If a user attempts to send an email message to info@contoso.com, and the receiving server does not have a certificate that contains the name contoso.com, [answer choice].

	▼
the message will be delivered unencrypted	
the messages will not be delivered	
the message will be delivered by using TLS	

NEW QUESTION 4

- (Topic 5)

You have a Microsoft 365 tenant that contains a user named User1.

User1 reports that she cannot configure a mail profile in Microsoft Outlook for Windows. User1 receives the following error message: "Encrypted connection to your mail server is not available."

You verify that User1 is assigned a Microsoft Office 365 Enterprise F3 license and can send email messages from her account by using Outlook on the web.

You need to ensure that User1 can connect to Outlook successfully. What should you do?

- A. Run the Microsoft Support and Recovery Assistant for Office 365.
 B. Activate the installation of Office 365 ProPlus.
 C. Modify the license assigned to User1.
 D. Install a new certificate on the computer of User1.

Answer: C

Explanation:

Reference:

<https://docs.microsoft.com/en-us/exchange/troubleshoot/outlook-issues/encrypted-connection-unavailable>

NEW QUESTION 5

- (Topic 5)

You have a Microsoft Exchange Server 2019 organization. You need to import an Edge Subscription on a Mailbox server. Which cmdlet should you run?

- A. New-EdgeSubscription
 B. Start-EdgeSynchronization
 C. Set-EdgeSubscription
 D. Set-TransportAgent

Answer: A

NEW QUESTION 6

- (Topic 5)

Note: This question is part of a series of questions that present the same scenario. Each question in the series contains a unique solution that might meet the stated goals. Some question sets might have more than one correct solution, while others might not have a correct solution.

After you answer a question in this section, you will NOT be able to return to it. As a result, these questions will not appear in the review screen.

Your company has a Microsoft Exchange Server 2019 hybrid deployment that contains two Mailbox servers named MBX1 and MBX2.

The company has the departments shown in the following table.

Name	Mailbox location	Number of recipients
Sales	MBX1	300
Production	MBX2	500
Administration	MBX1	200
IT	Exchange Online	50
Managers	Exchange Online	100
Marketing	Exchange Online	350

From the on-premises organization, outbound email is sent directly to the Internet by using DNS lookups. You are informed that some sales department users send email messages that are identified as spam. You need to automatically block the sales department users from repeatedly sending spam. Solution: You modify the outbound spam filter policy in Exchange Online. Does this meet the goal?

- A. Yes
- B. No

Answer: B

Explanation:

From the on-premises organization, outbound email is sent directly to the Internet by using DNS lookups. Therefore, the Exchange Online outbound spam filter will not scan the emails sent from the on-premises mailboxes.

NEW QUESTION 7

- (Topic 5)

Your network contains an Active Directory domain named fabrikam.com.

You have a Microsoft Exchange Server 2019 organization that contains two Mailbox servers in a database availability group (DAG).

You plan to implement a hybrid deployment by using the Exchange Modern Hybrid connection option.

Which three configurations will be transferred automatically from the on-premises organization to Exchange Online? Each correct answer presents part of the solution.

NOTE: Each correct selection is worth one point.

- A. the device access rules
- B. the address book policies (ABPs)
- C. the Messaging Records Management (MRM) settings
- D. the mail flow rules
- E. the address lists

Answer: ACE

Explanation:

Reference:

<https://practical365.com/hybrid-exchange-making-it-easier-and-faster-to-move-to-the-cloud/>

NEW QUESTION 8

DRAG DROP - (Topic 5)

Your company has three departments name Dept1, Dept2. and Dept3 and a Microsoft Exchange Online tenant.

You need to increase security for the email messages sent from the departments. The solution must meet the following requirements:

- « Users in Dept1 must be able to digitally sign and encrypt email messages as required.
- + Email messages sent from Dept2 to an external email domain must be encrypted automatically during transit only.
- « Email messages sent from Dept3 to an external email domain must be encrypted until the recipient opens the message.
- « Implementation costs must be minimized.

'Which type of encryption should you use for each department? To answer, drag the appropriate encryption types to the correct departments. Each encryption type may be used

Encryption types	Answer Area
IPsec	Dept1: Encryption type
Microsoft Purview Message Encryption	Dept2: Encryption type
S/MIME	Dept3: Encryption type
TLS	

- A. Mastered
- B. Not Mastered

Answer: A

Explanation:

? Users in Dept1 should use S/MIME encryption1. S/MIME is a standard for public key encryption and signing of email messages1. It allows users to digitally sign and encrypt email messages as required using certificates1. S/MIME provides end-to-end encryption and ensures message integrity and sender authentication1.

? Email messages sent from Dept2 to an external email domain should

use TLS encryption1. TLS is a protocol that encrypts the connection or session between two servers1. It protects email messages during transit only and does not require any action from the sender or recipient1. TLS provides opportunistic encryption and ensures message confidentiality and server authentication1.

? Email messages sent from Dept3 to an external email domain should use Microsoft Purview Message Encryption². Microsoft Purview Message Encryption is an online service that encrypts email messages and attachments using rights management policies². It allows users to send encrypted email messages to anyone inside or outside the organization using various email services². Microsoft Purview Message Encryption provides persistent encryption and ensures message confidentiality and authorization policies².

NEW QUESTION 9

- (Topic 5)

Your company has a partnership with another company named contoso.com. You need to ensure that all email messages containing the word sensitive and sent to the users at contoso.com are encrypted automatically. You enable Azure Information Protection. What should you do next?

- A. Create a data loss prevention (DLP) policy.
- B. Create a mail flow rule.
- C. Configure a remote domain.
- D. Configure an Outbound connector.

Answer: B

Explanation:

Reference:

<https://thevaliantway.com/2019/01/encrypting-email-office-365-azure-information-protection/>

NEW QUESTION 10

- (Topic 5)

Note: This question is part of a series of questions that present the same scenario. Each question in the series contains a unique solution that might meet the stated goals. Some question sets might have more than one correct solution, while others might not have a correct solution.

After you answer a question in this section, you will NOT be able to return to it. As a result, these questions will not appear in the review screen.

Your company has a Microsoft Exchange Server 2019 hybrid deployment that contains two Mailbox servers named MBX1 and MBX2.

The company has the departments shown in the following table.

Name	Mailbox location	Number of recipients
Sales	MBX1	300
Production	MBX2	500
Administration	MBX1	200
IT	Exchange Online	50
Managers	Exchange Online	100
Marketing	Exchange Online	350

From the on-premises organization, outbound email is sent directly to the Internet by using DNS lookups. You are informed that some sales department users send email messages that are identified as spam. You need to automatically block the sales department users from repeatedly sending spam. Solution: You migrate all the mailboxes of the sales department to Exchange Online. Does this meet the goal?

- A. yes
- B. No

Answer: A

Explanation:

Exchange Online Protection (EOP) will scan outbound messages from Exchange Online mailboxes.

NEW QUESTION 10

- (Topic 5)

You have a Microsoft Exchange Online tenant that uses Microsoft Defender for Office 365.

You need to create a new Safe Attachments policy named Policy1 that meets the following requirements:

- ? Immediately delivers email messages that contain attachments and replaces the attachments with placeholders
- ? Reattaches the attachments after scanning is complete
- ? Quarantines malicious attachments

Which action should you select for Policy1?

- A. Monitor
- B. Block
- C. Dynamic Delivery
- D. Replace

Answer: C

NEW QUESTION 15

SIMULATION - (Topic 5)

Please wait while the virtual machine loads. Once loaded, you may proceed to the lab section. This may take a few minutes, and the wait time will not be deducted from your overall test time.

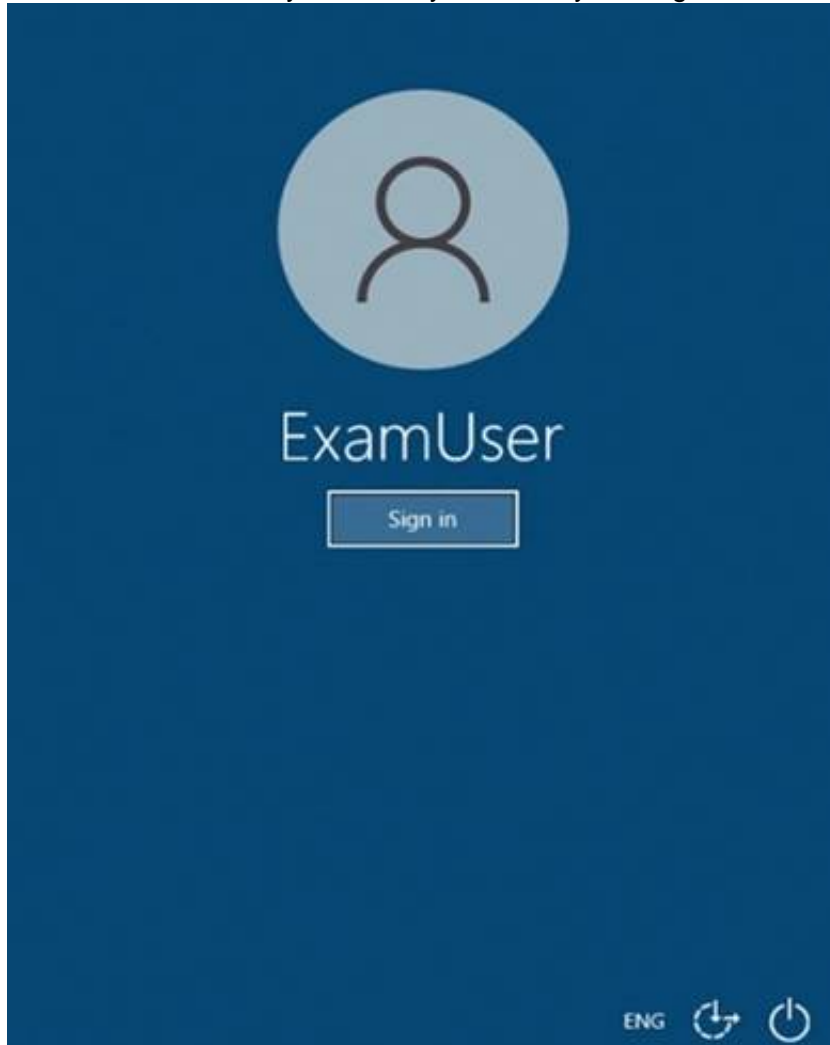
When the Next button is available, click it to access the lab section. In this section, you will perform a set of tasks in a live environment. While most functionality will be available to you as it would be in a live environment, some functionality (e.g., copy and paste, ability to navigate to external websites) will not be possible by

design.

Scoring is based on the outcome of performing the tasks stated in the lab. In other words, it doesn't matter how you accomplish the task, if you successfully perform it, you will earn credit for that task.

Labs are not timed separately, and this exam may have more than one lab that you must complete. You can use as much time as you would like to complete each lab. But, you should manage your time appropriately to ensure that you are able to complete the lab(s) and all other sections of the exam in the time provided.

Please note that once you submit your work by clicking the Next button within a lab, you will NOT be able to return to the lab.



Use the following login credentials as needed:

To enter your username, place your cursor in the Sign in box and click on the username below.

To enter your password, place your cursor in the Enter password box and click on the password below.

Microsoft 365 Username: admin@abc.com

Microsoft 365 Password: xxxxxx

If the Microsoft 365 portal does not load successfully in the browser, press CTRL-K to reload the portal in a new browser tab.

The following information is for technical support purposes only.

Lab Instance: XXXXXX

Two users named Christie Cline and Irvyn Sayers leave your company.

You need to ensure that all email sent to the users at your company are forwarded automatically to the mailbox of Megan Bowen. The solution must NOT use mail flow rules.

To complete this task, sign in to the Microsoft 365 admin center.

- A. Mastered
- B. Not Mastered

Answer: A

Explanation:

? In the EAC, go to Recipients > Mailboxes.

? In the list of user mailboxes, click or tap the mailbox that you want to configure mail forwarding for, and then click or tap Edit

? On the mailbox properties page, click Mailbox Features.

? Under Mail Flow, select View details to view or change the setting for forwarding email messages.

On this page, you can set the maximum number of recipients that the user can send a message to. For on-premises Exchange organizations, the recipient limit is unlimited. For Exchange Online organizations, the limit is 500 recipients.

? Check the Enable forwarding check box, and then click or tap Browse.

? On the Select Recipient page, select a user you want to forward all email to. Select the Deliver message to both forwarding address and mailbox check box if you want both the recipient and the forwarding email address to get copies of the emails sent. Click or tap OK, and then click or tap Save.

NEW QUESTION 19

DRAG DROP - (Topic 5)

You have a Microsoft Exchange Server 2019 organization.

You plan to implement a hybrid deployment between Exchange Online and Exchange Server.

You need to install the Exchange Online Hybrid Agent. The solution must use the principle of least privilege.

To which roles should you be assigned to perform the installation? To answer, drag the appropriate roles to the correct products. Each role may be used once, more than once, or not at all. You may need to drag the split bar between panes or scroll to view content.

NOTE: Each correct selection is worth one point.

Answer Area

Global Admin	
Exchange Administrator	Microsoft Office 365
Service Administrator	
Organization Management	Exchange Server 2019
Server Management	

- A. Mastered
- B. Not Mastered

Answer: A

Explanation:

Answer Area

Global Admin	
Exchange Administrator	Microsoft Office 365
Service Administrator	
Organization Management	Exchange Server 2019
Server Management	

NEW QUESTION 20

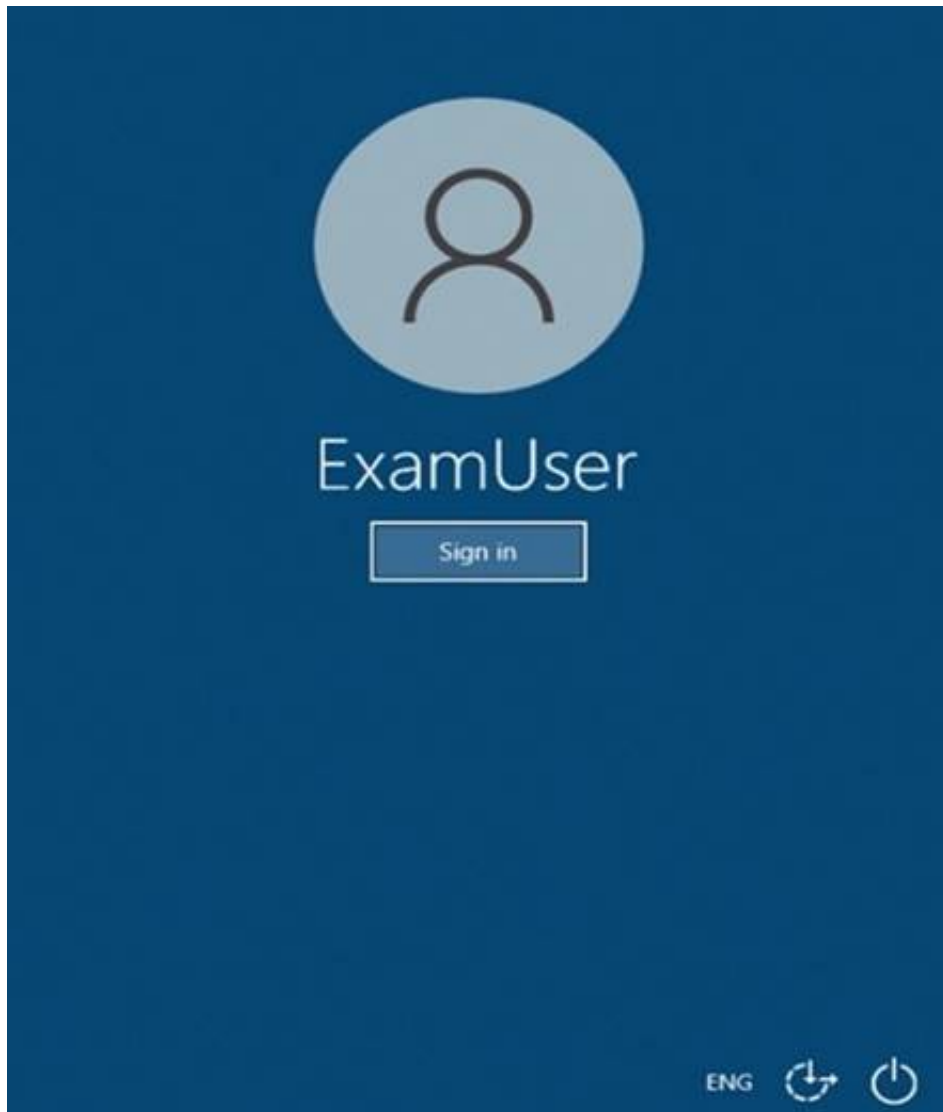
- (Topic 5)
You have 1,000 user accounts that are each licensed for Microsoft 365. Each user account has a Microsoft Exchange Online mailbox. Ten of the user accounts are configured as service accounts for applications. The applications send event notifications to the mailboxes of the service accounts by using SMTP. The developers of each application have delegated access to the mailbox of their respective application. The solution must minimize licensing costs. What should you do?

- A. Replace the service account mailboxes with a Microsoft 365 group
- B. Convert the service account mailboxes into mail-enabled contacts
- C. Replace the service account mailboxes with a single user mailbox
- D. Replace the service account mailboxes with a single user mailbox that contains a folder for each application.

Answer: B

NEW QUESTION 23

SIMULATION - (Topic 5)
Please wait while the virtual machine loads. Once loaded, you may proceed to the lab section. This may take a few minutes, and the wait time will not be deducted from your overall test time.
When the Next button is available, click it to access the lab section. In this section, you will perform a set of tasks in a live environment. While most functionality will be available to you as it would be in a live environment, some functionality (e.g., copy and paste, ability to navigate to external websites) will not be possible by design.
Scoring is based on the outcome of performing the tasks stated in the lab. In other words, it doesn't matter how you accomplish the task, if you successfully perform it, you will earn credit for that task.
Labs are not timed separately, and this exam may have more than one lab that you must complete. You can use as much time as you would like to complete each lab. But, you should manage your time appropriately to ensure that you are able to complete the lab(s) and all other sections of the exam in the time provided.
Please note that once you submit your work by clicking the Next button within a lab, you will NOT be able to return to the lab.



Use the following login credentials as needed:

To enter your username, place your cursor in the Sign in box and click on the username below.

To enter your password, place your cursor in the Enter password box and click on the password below.

Microsoft 365 Username: admin@abc.com

Microsoft 365 Password: xxxxxx

If the Microsoft 365 portal does not load successfully in the browser, press CTRL-K to reload the portal in a new browser tab.

The following information is for technical support purposes only.

Lab Instance: XXXXXX

You need to prevent users in your company from sending out-of-office replies to users who use an email address suffix of @contoso.com. The solution must NOT use mail flow rules.

To complete this task, sign in to the Exchange admin center.

- A. Mastered
- B. Not Mastered

Answer: A

Explanation:

? In the Exchange admin center, go to Mail flow > Remote domains.

? Click + Add a remote domain. The Name the domain screen appears.

? In the Name text box, enter a descriptive name for the domain.

? In the Remote Domain text box, enter the full domain name. Use the wildcard character (*) for all subdomains of a specified domain, for example, *.contoso.com.

? Click Next. The Email reply types screen appears.

? Define the following settings:

- In the Out of Office reply types section, specify which type of out-of-office replies should be sent to people at this domain.

- In the Automatic replies section, specify whether you want to allow automatic replies, automatic forwarding, or both.

? Click Next. The Message reporting screen appears.

? Specify whether you want to allow delivery reports and non-delivery reports by checking the respective check boxes.

? Click Next. The Text and character set screen appears.

? Define the following settings:

- In the Use Rich-text format pane, specify whether to follow each user's message settings, or whether to always or never preserve RTF formatting. Selecting Never means that RTF messages are sent as plain text or HTML.

- In the Supported Character Set pane, specify which character set to use (if the message doesn't specify the character set) by choosing from the MIME character set or on-MIME character set drop-down list.

? Click Next. The Review screen appears.

? Review the remote domain settings, and click Save.

NEW QUESTION 28

DRAG DROP - (Topic 5)

You have a Microsoft Exchange Online tenant.

You need to create a new public folder. The solution must ensure that users can create new posts by sending emails to the folder.

Which three actions should you perform in sequence? To answer, move the appropriate actions from the list of actions to the answer area and arrange them in the correct order

Actions

Create a mail flow rule.

Edit the properties of the public folder mailbox.

Create a Microsoft 365 group.

Create a public folder mailbox.

Create a public folder.

Edit the properties of the public folder.

>

<

Answer Area

>

<

- A. Mastered
B. Not Mastered

Answer: A

Explanation:

Actions

Create a mail flow rule.

Edit the properties of the public folder mailbox.

Create a Microsoft 365 group.

Create a public folder mailbox.

Create a public folder.

Edit the properties of the public folder.

>

<

Answer Area

Create a public folder mailbox.

Create a public folder.

Edit the properties of the public folder.

NEW QUESTION 33

- (Topic 5)

You have a hybrid deployment between a Microsoft Exchange Online tenant and an Exchange Server 2019 organization. You need to enable journaling for outbound email. Where can you store the journal reports?

- A. a mail-enabled public folder
B. an Exchange Server 2019 mailbox
C. a Microsoft SharePoint Online document library
D. an Exchange Online mailbox

Answer: A

NEW QUESTION 34

DRAG DROP - (Topic 5)

You have a Microsoft Exchange Online tenant that contains the users shown in the following table.

Name	Type	Assigned license
User1	Member	Microsoft 365 E3
User2	Member	Microsoft 365 E5
User3	Guest	None

You need to create audit retention policies to retain the mailbox activity of all the users. What is the maximum duration that you can set for each user? To answer, drag the appropriate duration values to the correct users. Each duration value may be used once, more than once, or not at all. You may need to drag the split bar between panes or scroll to view content.

NOTE: Each correct selection is worth one point.

Durations

30 Days

90 Days

6 Months

1 Year

10 Years

•

•

•

•

Answer Area

User1:

User2:

User3:

- A. Mastered
B. Not Mastered

Answer: A

Explanation:

Durations

30 Days

90 Days

6 Months

1 Year

10 Years

•

•

•

•

Answer Area

User1:

User2:

User3:

NEW QUESTION 35

HOTSPOT - (Topic 5)

You have a hybrid deployment of Microsoft Exchange Server 2019. You need to configure modern attachments for Outlook on the web.

From Exchange Management Shell, which cmdlet should you run? To answer, select the appropriate options in the answer area.

NOTE: Each correct selection is worth one point.

▼	-Name Default	▼	Https://Contoso-
Set-CASMailbox		-Identity	
Set-OutlookProvider		-internalSPMySiteHostURL	
Set-ClientAccessRule		-WacExternalServicesEnabled	
Set-OwaMailboxPolicy		-ThirdPartyAttachmentsEnabled	

my.sharepoint.com -ExternalSPMySiteHostURL Https://Contoso-my.Contoso.com

- A. Mastered
- B. Not Mastered

Answer: A

Explanation:

▼	-Name Default	▼	Https://Contoso-
Set-CASMailbox		-Identity	
Set-OutlookProvider		-internalSPMySiteHostURL	
Set-ClientAccessRule		-WacExternalServicesEnabled	
Set-OwaMailboxPolicy		-ThirdPartyAttachmentsEnabled	

my.sharepoint.com -ExternalSPMySiteHostURL Https://Contoso-my.Contoso.com

NEW QUESTION 39

- (Topic 5)

You have a Microsoft 365 subscription that contains a user named User1.

You need to ensure that User1 can only manage eDiscovery cases that she creates and export the search results. The solution must use the principle of least privilege.

To which role should you add User1?

- A. eDiscovery Manager
- B. eDiscovery Administrator
- C. Communications Compliance
- D. Compliance Administrator

Answer: A

NEW QUESTION 41

- (Topic 5)

You manage a hybrid deployment between Microsoft Exchange Online and on-premises Exchange Server 2019. The deployment contains a primary SMTP domain named contoso.com.

Users have email addresses that use a syntax of firstname.lastname@contoso.com.

A user named Ben Smith receives a new client computer. You configure the computer1 to access Ben Smith's mailbox. Ben Smith reports that he cannot connect to his mailbox from the new computer.

You verify that other users can connect successfully to their mailbox and that new users can discover their mailboxes by using Autodiscover.

You need to ensure that Ben Smith can connect to his mailbox from the new computer. What should you do?

- A. Modify the primarySmtpAddress property for the mailbox of Ben Smith.
- B. Modify the email address of Ben Smith to use a syntax of firstname.lastname@contoso.onmicrosoft.com
- C. Modify the RemoteRoutingAddress parameter for the mailbox of Ben Smith.
- D. Modify the email address of Ben Smith to use a syntax of lastname.firstname@contoso.com

Answer: C

NEW QUESTION 42

- (Topic 5)

You have a Microsoft Exchange Online tenant that contains a user named User1. User1 must perform the following tasks:

- Manage audit logs.
- Track email messages in the Exchange organization.
- Manage transport rules for the Exchange organization.

You need to recommend to which role group to add User1. The solution must follow the principle of least privilege. What should you recommend?

- A. Security Administrator
- B. Organization Management
- C. Compliance Management
- D. Security Operator

Answer: C

NEW QUESTION 43

- (Topic 5)

Your network contains an Active Directory domain named fabrikam.com.

You have a Microsoft Exchange Server 2019 organization that contains two Mailbox servers. The servers are members of a database availability group (DAG).

You plan to implement an Exchange hybrid deployment.

You are evaluating the use of the Exchange Modern Hybrid connection option during the hybrid deployment.

What are two benefits of using Exchange Modern Hybrid instead of Exchange Classic Hybrid? Each correct answer presents part of the solution.

NOTE: Each correct selection is worth one point.

- A. allows the use of Microsoft Azure Multi-Factor Authentication (MFA) for on-premises users
- B. eliminates the need to purchase publicly trusted certificates for communication between the on-premises organization and Exchange Online
- C. preserves mailbox quotas when mailboxes are moved between the on-premises organization and Exchange Online
- D. uses Organization Configuration Transfer to configure Exchange Online
- E. allows federated sharing between the on-premises organization and Exchange Online

Answer: BD

Explanation:

Reference:

<https://practical365.com/exchange-online/hybrid-exchange-making-it-easier-and-faster-to-move-to-the-cloud/>

NEW QUESTION 44

HOTSPOT - (Topic 5)

You have a Microsoft Exchange Server 2019 organization.

The recovery options for a user named User1 are configured as shown in the following exhibit.

```
[PS] C:\Windows\system32>Get-Mailbox User1 | fl RetainDeletedItemsFor,
RetainDeletedItemsUntilBackup, SingleItemRecoveryEnabled, Database

RetainDeletedItemsFor           : 14.00:00:00
RetainDeletedItemsUntilBackup   : False
SingleItemRecoveryEnabled       : False
Database                        : MD001

[PS] C:\Windows\system32>Get-MailboxDatabase MD001 | fl
DeletedItemRetention, RetainDeletedItemsUntilBackup

DeletedItemRetention            : 30.00:00:00
RetainDeletedItemsUntilBackup   : False
```

Use the drop-down menus to select the answer choice that completes each statement based on the information presented in the graphic.

NOTE: Each correct selection is worth one point.

Email messages that are soft deleted by User1 will
be available for the user to recover [answer choice].

▼

for 14 days

for 30 days

until a backup occurs 14 days after the deletion

until a backup occurs 30 days after the deletion

When email messages are hard deleted by User1,
[answer choice] restoring from a backup.

▼

only an administrator can recover the messages without

an administrator or User1 can recover the messages without

the messages can be recovered only by

- A. Mastered
- B. Not Mastered

Answer: A

Explanation:

Email messages that are soft deleted by User1 will
be available for the user to recover [answer choice].

▼

for 14 days

for 30 days

until a backup occurs 14 days after the deletion

until a backup occurs 30 days after the deletion

When email messages are hard deleted by User1,
[answer choice] restoring from a backup.

▼

only an administrator can recover the messages without

an administrator or User1 can recover the messages without

the messages can be recovered only by

NEW QUESTION 46

- (Topic 5)

All the users in your company have Microsoft 365 mailboxes.

Each user connects to Microsoft Exchange Online and OneDrive for Business from a personal computer that runs Windows 10.

You need to ensure that the users can save attachments to OneDrive for Business only when they connect to their mailbox from Outlook on the web.

What should you create?

- A. an app protection policy in Microsoft Endpoint Manager
- B. a device compliance policy in Microsoft Endpoint Manager
- C. an Outlook Web App policy in Exchange Online
- D. an Exchange ActiveSync device access rule

Answer: C

Explanation:

<https://www.pelegit.co.il/prevent-downloading-attachments-through-owa/>

NEW QUESTION 48

- (Topic 5)

Note: This question is part of a series of questions that present the same scenario. Each question in the series contains a unique solution that might meet the stated goals. Some question sets might have more than one correct solution, while others might not have a correct solution.

After you answer a question in this section, you will NOT be able to return to it. As a

result, these questions will not appear in the review screen.

Your company has a Microsoft Exchange Server 2019 hybrid deployment that contains two Mailbox servers named MBX1 and MBX2.

The company has the departments shown in the following table.

Name	Mailbox location	Number of recipients
Sales	MBX1	300
Production	MBX2	500
Administration	MBX1	200
IT	Exchange Online	50
Managers	Exchange Online	100
Marketing	Exchange Online	350

From the on-premises organization, outbound email is sent directly to the Internet by using DNS lookups.

You are informed that some sales department users send email messages that are identified as spam.

You need to automatically block the sales department users from repeatedly sending spam.

Solution: You run the Install-AntispamAgents.ps1 PowerShell script on the MBX1 Mailbox server.

Does this meet the goal?

- A. yes
- B. No

Answer: B

Explanation:

Reference:

<https://docs.microsoft.com/en-us/exchange/antispam-and-antimalware/antispam-protection/antispam-on-mailbox-servers?view=exchserver-2019>

NEW QUESTION 50

SIMULATION - (Topic 5)

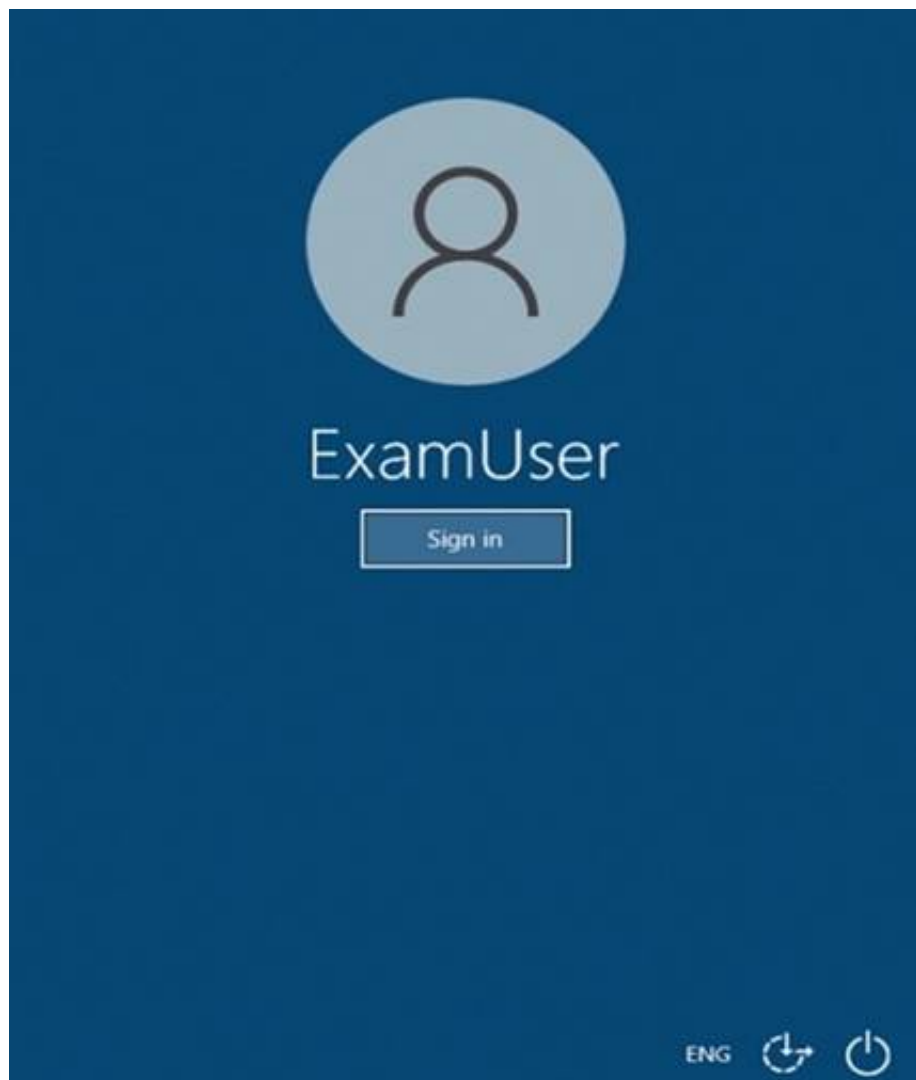
Please wait while the virtual machine loads. Once loaded, you may proceed to the lab section. This may take a few minutes, and the wait time will not be deducted from your overall test time.

When the Next button is available, click it to access the lab section. In this section, you will perform a set of tasks in a live environment. While most functionality will be available to you as it would be in a live environment, some functionality (e.g., copy and paste, ability to navigate to external websites) will not be possible by design.

Scoring is based on the outcome of performing the tasks stated in the lab. In other words, it doesn't matter how you accomplish the task, if you successfully perform it, you will earn credit for that task.

Labs are not timed separately, and this exam may have more than one lab that you must complete. You can use as much time as you would like to complete each lab. But, you should manage your time appropriately to ensure that you are able to complete the lab(s) and all other sections of the exam in the time provided.

Please note that once you submit your work by clicking the Next button within a lab, you will NOT be able to return to the lab.



Use the following login credentials as needed:

To enter your username, place your cursor in the Sign in box and click on the username below.

To enter your password, place your cursor in the Enter password box and click on the password below.

Microsoft 365 Username: admin@abc.com

Microsoft 365 Password: xxxxxx

If the Microsoft 365 portal does not load successfully in the browser, press CTRL-K to reload the portal in a new browser tab.

The following information is for technical support purposes only.

Lab Instance: XXXXXX

You need to ensure that all email messages in the mailbox of a user named Pradeep Gupta are retained for 90 days.

To complete this task, sign in to the Microsoft 365 admin center.

- A. Mastered
- B. Not Mastered

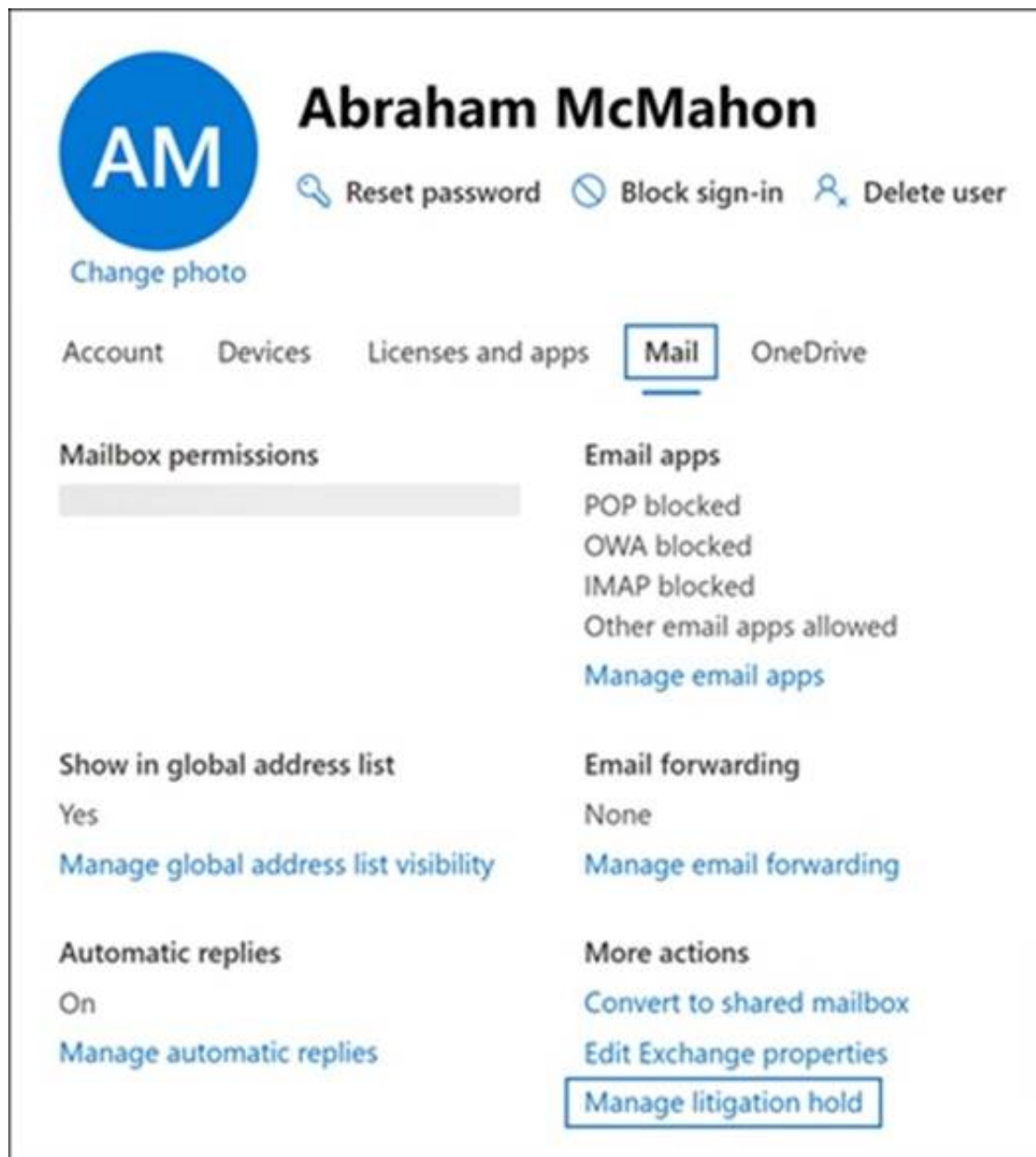
Answer: A

Explanation:

? Go to the Microsoft 365 admin center and then click Users > Active users.

? Select Pradeep Gupta.

? On the properties flyout page, click the Mail tab, and then under More actions, click Manage litigation hold.



? On the Manage litigation hold flyout page, select the Turn on litigation hold checkbox and then enter the following optional information:

- _ Hold duration (days): Use this box to create a time-based hold and specify how long mailbox items are held when the mailbox is placed on Litigation hold. The duration is calculated from the date a mailbox item is received or created. When the hold duration expires for a specific item, that item will no longer be preserved. If you leave this box blank, items are preserved indefinitely or until the hold is removed. Configure 90 days.
- _ Note visible to the user: Use this box to inform the user their mailbox is on Litigation hold. The note will appear on the Account Information page in the user's mailbox if they're using Outlook 2010 or later. To access this page, users can click File in Outlook.
- _ Web page with more information for the user: Use this box to direct the user to a website for more information about Litigation hold. This URL appears on the Account Information page in the user's mailbox if they are using Outlook 2010 or later. To access this page, users can click File in Outlook.

Click Save changes on the Litigation hold flyout page to create the hold.
The system displays a banner saying it might take up to 240 minutes for the change to take effect.

NEW QUESTION 52

- (Topic 5)

You deploy a Microsoft Exchange Server 2019 organization.

You need to ensure that users of all new mailboxes are prevented from editing their personal information.

What should you do?

- A. From the Exchange admin center, create a new role assignment policy.
- B. From PowerShell, run the New-Ro1eAssignmentPolicy cmdlet and specify the-isDefault parameter.
- C. From the Exchange admin center, create a new role group and assign the role group to Domain Users.
- D. From PowerShell, run the New-RoleGroup cmdlet and specify the-CustomRecipientWriteScope parameter.

Answer: B

Explanation:

Reference:

<https://docs.microsoft.com/en-us/powershell/module/exchange/role-based-access-control/newroleassignmentpolicy?view=exchange-ps>

NEW QUESTION 57

HOTSPOT - (Topic 5)

You have a Microsoft Exchange Online tenant that contains a mail-enabled public folder named CustomerSupport

You need to create a group for the customer support team at your company. The solution must ensure that email sent to the group is also posted to the CustomerSupport public folder

How should you configure the group? To answer, select the appropriate options in the answer area.

NOTE: Each correct selection is worth one point.

Answer Area

Group type:

▼
Distribution list
Microsoft 365
Security

Configuration:

▼
Add CustomerSupport as a member of the group.
Assign the group the Contributor role for CustomerSupport.
Configure the Send As settings.
Configure the Send on Behalf settings.

- A. Mastered
 B. Not Mastered

Answer: A

Explanation:

Answer Area

Group type:

▼
Distribution list
Microsoft 365
Security

Configuration:

▼
Add CustomerSupport as a member of the group.
Assign the group the Contributor role for CustomerSupport.
Configure the Send As settings.
Configure the Send on Behalf settings.

NEW QUESTION 60

HOTSPOT - (Topic 5)

You have a Microsoft Exchange Online tenant.

You need to be notified when more than 1,000 email messages are queued in Exchange for more than one hour.

What should you do? To answer, select the appropriate options in the answer area. NOTE: Each correct selection is worth one point.

Answer Area

Configure:

Alert policies
Alert policies
Insights
Message trace
Rules

In portal:

Exchange admin center
Exchange admin center
Microsoft 365 admin center
Microsoft 365 Defender portal
Microsoft Purview compliance portal

- A. Mastered
 B. Not Mastered

Answer: A

Explanation:
Answer Area

Configure:

Alert policiesAlert policiesInsightsMessage traceRules

In portal:

Exchange admin centerExchange admin centerMicrosoft 365 admin centerMicrosoft 365 Defender portalMicrosoft Purview compliance portal

NEW QUESTION 64

HOTSPOT - (Topic 5)

You have a Microsoft Exchange Online tenant that contains two users named User1 and User2. User1 receives an email message that appears to come from User2. You discover that the message did NOT originate from User2. You need to prevent email impersonation in the Exchange environment. Which type of policy should you use, and which setting should you configure? To answer, select the appropriate options in the answer area.

Answer Area

Policy type:

Anti-phishingAnti-malwareAnti-phishingAnti-spam

Setting:

Enable domains to protectEnable users to protectEnable domains to protectAdd trusted senders and domains

- A. Mastered
- B. Not Mastered

Answer: A

Explanation:
Answer Area

Policy type:

Anti-phishingAnti-malwareAnti-phishingAnti-spam

Setting:

Enable domains to protectEnable users to protectEnable domains to protectAdd trusted senders and domains

NEW QUESTION 67

HOTSPOT - (Topic 5)

You have a Microsoft Exchange Online tenant. You need to configure Outlook on the web to meet the following requirements:

- Prevent users from requesting a remote wipe of their devices.
- Prevent users from accessing voice mails.

You create a new Outlook Web App mailbox policy named Policy1.

Policy1

Select the features that you want to enable for this Outlook Web App mailbox policy.

Communication management

☒ Instant messaging

☒ Text messaging

☒ Unified Messaging

- A. Mastered
- B. Not Mastered

Answer: A

Explanation:

Unified Messaging

NEW QUESTION 69

- (Topic 5)

You have a Microsoft Exchange Online tenant that contains a user named User1. User1 has a mobile device.

You need to enable Exchange ActiveSync logging for User1 and retrieve the log files. Which two Exchange Online PowerShell cmdlets should you use? Each correct answer

presents part of the solution.

NOTE: Each correct selection is worth one point.

- A. Get-ActiveSyncDevice
- B. Set-ActiveSyncMailboxPolicy
- C. Set-ClientAccessRule
- D. Get-MobileDeviceStatistics
- E. Set-CASMailbox

Answer: E

Explanation:

Reference:

<https://docs.microsoft.com/en-us/exchange/plan-and-deploy/post-installation-tasks/change-oab-generation-schedule?view=exchserver-2019>

NEW QUESTION 72

- (Topic 5)

You have a hybrid deployment that contains a Microsoft Exchange Online tenant and an on-premises Exchange Server 2019 server named Server1. All users use an email address suffix of @contoso.com.

You migrate 200 mailboxes from Server1 to Exchange Online by using Exchange PowerShell cmdlets. Users hosted on Server1 can send email messages to the migrated mailboxes.

In Microsoft 365, you create a new mailbox that uses an email address of user1@contoso.com.

When email is sent from the mailboxes hosted on Server1 to user1@contoso.com, the senders receive a non-delivery report (NDR) that contains the following text:

"550 5.1.10 RESOLVER.ADR.RecipientNotFound; Recipient not found by SMTP address lookup."

You verify that Microsoft 365 mailboxes can send email to user1@contoso.com successfully.

You delete the user account and mailbox of User1.

You need to ensure that when new mailboxes are created, all the users at your company can exchange email successfully

Which two actions should you perform? Each correct answer presents a complete solution.

NOTE: Each correct selection is worth one point.

- A. From Azure AD Connect, modify the synchronization settings
- B. From Server1, run the New-RemoteMailbox cmdlet
- C. From Server1, run the Enable-Mailbox cmdlet
- D. From the on-premises network, create new mailboxes, and then migrate the mailboxes to Microsoft 365
- E. From the Exchange admin center, modify the properties of the Outbound connector

Answer: BD

Explanation:

The problem happens because the on-premise Exchange server is not aware of the existence of the mailbox created in Exchange Online. To prevent this happening, new mailboxes need to be created from the on-premise Exchange server.

You can create on Exchange Online mailbox from the on-premise server by running New- RemoteMailbox cmdlet. Alternatively, you can create a local mailbox on the on-premise server and then migrate the mailbox to Exchange Online.

NEW QUESTION 73

- (Topic 5)

Note: This question is part of a series of questions that present the same scenario. Each question in the series contains a unique solution that might meet the stated goals. Some question sets might have more than one correct solution, while others might not have a correct solution.

After you answer a question in this section, you will NOT be able to return to it. As a result, these questions will not appear in the review screen.

You have a Microsoft Exchange Online tenant that contains 1,000 mailboxes.

All the users in the sales department at your company are in a group named Sales.

The company is implementing a new policy to restrict the use of email attachments for the users in the Sales group.

You need to prevent all email messages that contain attachments from being delivered to the users in the Sales group.

Solution: You modify the permissions granted to the Sales group. Does this meet the goal?

- A. Yes
- B. No

Answer: B

Explanation:

Create a mail flow rule. Reference:

<https://docs.microsoft.com/en-us/exchange/security-and-compliance/mail-flow-rules/common-attachmentblocking-scenarios>

NEW QUESTION 78

- (Topic 5)

You have a Microsoft Exchange Online subscription.

You need to generate a CSV file containing all the email messages that failed to send from the

user1@contoso.com email address during the last 30 days.

What are two possible ways to achieve the goal? Each correct answer presents part of the solution.

NOTE: Each correct selection is worth one point.

- A. From Exchange Online PowerShell, run the Get-MessageTrace cmdlet.
- B. From the Exchange admin center, run a message trace.
- C. From the Security & Compliance admin center, export the mailbox audit logs.
- D. From Exchange Online PowerShell, run the Get-MessagetraceDetail cmdlet.
- E. From the Security & Compliance admin center, run a message trace.

Answer: BD

Explanation:

References:

<https://docs.microsoft.com/en-us/exchange/monitoring/trace-an-email-message/run-a-message-trace-andview-results>

<https://docs.microsoft.com/en-us/powershell/module/exchange/mail-flow/get-messagetracedetail?view=exchange-ps>

NEW QUESTION 81

HOTSPOT - (Topic 5)

Your company has a Microsoft Exchange Server 2019 hybrid deployment.

The company has four departments that have the mailboxes shown in the following table.

Department	Number of mailboxes	Location
Finance	500	On-premises
Manufacturing	1,000	Exchange Online
Sales	5,000	On-premises
Marketing	2,000	Exchange Online

The mailboxes are configured as shown in the following table.

Department	Archive	Single item recovery
Finance	Enabled	Enabled
Manufacturing	Disabled	Disabled
Sales	Disabled	Disabled
Marketing	Enabled	Enabled

You have two administrators named Admin1 and Admin2 that are assigned the permissions shown in the following table.

Administrator	Management role group	Organization	Management role
Admin1	Organization Management, Discovery Management	Exchange Online, on-premises	None
Admin2	Organization Management, Discovery Management	Exchange Online, on-premises	Mailbox Import Export

For each of the following statement, select yes if the statement is true. otherwise, select No.

NOTE: Each correct selection is worth one point.

Statements	Yes	No
Admin1 can search for email messages in every mailbox in the organization by running the New-ComplianceSearch cmdlet.	<input type="radio"/>	<input type="radio"/>
Admin2 can perform a search for a specific keyword in every mailbox of the manufacturing department by running the Search-mailbox cmdlet.	<input type="radio"/>	<input type="radio"/>
Admin1 can delete email message from every mailbox of the marketing department by running the Search-Mailbox cmdlet.	<input type="radio"/>	<input type="radio"/>

- A. Mastered
- B. Not Mastered

Answer: A

Explanation:

References:

<https://docs.microsoft.com/en-us/exchange/discovery-management-exchange-2013-help>

<https://docs.microsoft.com/en-us/powershell/module/exchange/mailboxes/search-mailbox?view=exchange-ps>

NEW QUESTION 86

- (Topic 5)

You have a Microsoft Exchange Online tenant.

Users use Microsoft Outlook as their primary email client.

The users report that email messages received from a partner company are often delayed before being delivered. You need to analyze the message header of one of the delayed messages to identify the cause of the delay. What are two actions that you can perform? Each correct answer presents a complete solution.
 NOTE: Each correct selection is worth one point.

- A. From Message trace in the Exchange admin center, create a custom query.
- B. From the Exchange admin center, review the Queued messages report.
- C. Run the Microsoft Remote Connectivity Analyzer.
- D. From Outlook, review the properties of the message.
- E. From the Exchange admin center, review the mail flow rules.

Answer: AD

NEW QUESTION 90

HOTSPOT - (Topic 5)

Your company has a Microsoft 365 subscription. All users are assigned Microsoft 365 E5 licenses.

The users receive email messages that appear to come from managers at the company. However, the messages are not from the managers and often include links to malicious websites.

You need to provide a solution to protect the mailboxes of the managers and to inform the users when phishing occurs.

Which two settings should you modify in the anti-phishing policy? To answer, select the appropriate settings in the answer area.

NOTE: Each correct selection is worth one point.

Answer Area

Priority	1	
Status	On	
Last modified	December 10, 2018	
Policy setting	Policy name Description Applied to	Test If the recipient domain is: M365x051451.onmicrosoft.com
Impersonation	Users to protect Protect all domains I own Protect specific domains Action > User impersonation Action > Domain impersonation Safety tips > User impersonation Safety tips > Domain impersonation Safety tips > Unusual characters Mailbox intelligence	<input type="text" value="Off"/> <input type="text" value="Off"/> <input type="text" value="Off"/> <input type="text" value="Don't apply any action"/> <input type="text" value="Don't apply any action"/> <input type="text" value="Off"/> <input type="text" value="Off"/> <input type="text" value="Off"/> <input type="text" value="On"/>
Spoof	Enable antispoofting protection Action	<input type="text" value="On"/> <input type="text" value="Move message to the recipients' Junk Email folders"/>
Advanced settings	Advanced phishing thresholds	1 - Standard

- A. Mastered
- B. Not Mastered

Answer: A

Explanation:

Answer Area

Priority	1	
Status	On	
Last modified	December 10, 2018	

Policy setting	Policy name	Test
	Description	
	Applied to	If the recipient domain is: M365x051451.onmicrosoft.com

Impersonation	Users to protect	<input type="text" value="Off"/>
	Protect all domains I own	<input type="text" value="Off"/>
	Protect specific domains	<input type="text" value="Off"/>
	Action > User impersonation	<input type="text" value="Don't apply any action"/>
	Action > Domain impersonation	<input type="text" value="Don't apply any action"/>
	Safety tips > User impersonation	<input type="text" value="Off"/>
	Safety tips > Domain impersonation	<input type="text" value="Off"/>
	Safety tips > Unusual characters	<input type="text" value="Off"/>
	Mailbox intelligence	<input type="text" value="On"/>

Spoof	Enable antispoofting protection	<input type="text" value="On"/>
	Action	<input type="text" value="Move message to the recipients' Junk Email folders"/>

Advanced settings	Advanced phishing thresholds	1 - Standard
-------------------	------------------------------	--------------

NEW QUESTION 92

HOTSPOT - (Topic 5)

You have a Microsoft Exchange Server 2019 organization.

You have the Address Book Policies (ABP) and address lists in the following table.

Name	Global address list	Offline address book	Address list
ABP1	GAL_1	OAB_1	List 1
ABP2	GAL_2	Default Offline Address Book	List 2

You have the users in the following table.

Name	Global address list	Address List
User1	GAL_1	List 1
User2	GAL_2	List 2
User3	GAL_2	none

You assign ABP1 to User1 and User2.

User3 is NOT assigned to an Address Book Policy.

For each of the following statements, select Yes if the statement is true. Otherwise, select No.

NOTE: Each correct selection is worth one point.

Statements	Yes	No
User1 can view the membership of List 2	<input type="radio"/>	<input type="radio"/>
User2 can only view the membership of GAL_2	<input type="radio"/>	<input type="radio"/>
User3 can view the membership of List 1	<input type="radio"/>	<input type="radio"/>

- A. Mastered
 B. Not Mastered

Answer: A

Explanation:

References:

<https://docs.microsoft.com/en-us/exchange/email-addresses-and-address-books/address-book-policies/address-book-policies?view=exchserver-2019>

NEW QUESTION 95

HOTSPOT - (Topic 5)

You have a Microsoft Exchange Online tenant that contains a user named User1.

You need to ensure that User1 receives an email notification and can take corrective action when the Fix possible mail loop insight is generated. What should you use, and to which role group should you add User1? To answer, select the appropriate options in the answer area.

NOTE: Each correct selection is worth one point

Answer Area

Use:

Role group:

- A. Mastered
- B. Not Mastered

Answer: A

Explanation:

Answer Area

Use:

Role group:

NEW QUESTION 99

- (Topic 5)

Note: This question is part of a series of questions that present the same scenario.

Each question in the series contains a unique solution that might meet the stated goals. Some question sets might have more than one correct solution, while others might not have a correct solution.

After you answer a question in this section, you will NOT be able to return to it. As a result, these questions will not appear in the review screen.

Your company has a Microsoft 365 subscription.

Several users in the finance department of the company recently accessed unsafe websites by clicking on links in email messages.

Users in the marketing department of the company report that they must be able to access all the links embedded in email messages.

You need to reduce the likelihood of the finance department users accessing unsafe websites. The solution must affect only the finance department users.

Solution: You create a new safe attachments policy. Does this meet the goal?

- A. Yes
- B. No

Answer: B

Explanation:

Reference:

<https://docs.microsoft.com/en-us/microsoft-365/security/office-365-security/set-up-safe-links-policies?view=o365-worldwide>

NEW QUESTION 100

- (Topic 5)

You have a Microsoft Exchange Online tenant.

All users are assigned only an Office 365 Enterprise E3 license.

You need to ensure that the users can use only Microsoft Outlook to connect to their Microsoft 365 mailbox when they connect from an Android device.

What should you create?

- A. a conditional access policy in Azure Active Directory (Azure AD)
- B. a connection filter policy in Exchange Online Protection (EOP)
- C. an Outlook Web App policy in Exchange Online
- D. an app protection policy in Microsoft Endpoint Manager

Answer: A

Explanation:

Office 365 Enterprise E3 includes Azure Active Directory Premium P1 which is required for Azure conditional access policies.

NEW QUESTION 102

HOTSPOT - (Topic 5)

You run the Get-WebServicesVirtualDirectory cmdlet as shown in the following exhibit.

```
PowerShell I-preview o(64)
PS C:\> Get-WebServicesVirtualDirectory | Format-Table

Identity MRSProxyEnabled InternalURL ExternalURL
-----
MBX1      False https://mail.contoso.com/ews/Exchange.asmx https://mail.contoso.com/ews/Exchange.asmx
MBX2      True  https://mail.contoso.com/ews/Exchange.asmx https://mail.contoso.com/ews/Exchange.asmx
MBX3      False https://mail.contoso.com/ews/Exchange.asmx https://mail.contoso.com/ews/Exchange.asmx

PS C:\> Get-ExchangeCertificate | Format-Table

Thumbprint RootCAType ISSelfSigned Services
-----
A80VESIE410PCANGPT014VPXYC51H9AGRN72KFZG6 None True SMTP
TTVQY2WYN851594C2062NWNF5JK98I6N667RF9XK4 ThirdParty False IIS, IMAP, POP

PS C:\>
```

Use the drop-down menus to select the answer choice that answers each question based on the information presented in the graphic.

NOTE: Each correct selection is worth one point.

What should you do to ensure that all mailboxes can be synced successfully?

▼

Enable the MRS proxy endpoint on all servers.

Disable the MRS proxy endpoint on all servers.

Update the external URL to outlook.office365.com.

What should you do to ensure that email can be delivered between on-premises users and Microsoft Exchange Online users?

▼

Configure IMAP to use a self-signed certificate.

Configure SMTP to use a third-party certificate.

Disable the MRS proxy endpoint on all servers.

- A. Mastered
- B. Not Mastered

Answer: A

Explanation:

Box 1:

The MRS proxy endpoint needs to be enabled on all mailbox servers.

Box 2:

SMTP is used to deliver email between on-premise users and Exchange Online users. This requires a third-party (public CA) certificate.

NEW QUESTION 103

- (Topic 4)

You need to ensure that Alex Wilber can recover deleted items when using Outlook on the web.

Which two actions should you perform? Each correct answer presents a complete solution.

NOTE: Each correct selection is worth one point.

- A. Assign Sales Policy to Alex Wilbur.
- B. Modify Marketing Policy.
- C. Remove Alex Wilbur from all groups.
- D. Assign Policy2 to Alex Wilbur.
- E. Modify Policy1

Answer: BD

NEW QUESTION 106

- (Topic 4)

Which contacts can sign in to and access resources in the adatum.com tenant?

- A. Contact1 only
- B. Contact2 only
- C. Contact1 and Contact3 only
- D. Contact2 and Contact3 only
- E. Contact1, Contact2. and Contact3

Answer: D

NEW QUESTION 109

HOTSPOT - (Topic 4)

You need to migrate 10 Microsoft Outlook.com users to the adatum.com tenant.

Which type of migration should you perform, and which items can be migrated? To answer, select the appropriate options in the answer area.

NOTE: Each correct selection is worth one point.

Answer Area

Migration:

- IMAP
- Staged
- Cutover**
- Remote move
- Google Workspace

Items:

- Mail folder items only
- Mail folder items and contacts only
- Mail folder items and calendar items only**
- Mail folder items, contacts, calendar items, and tasks

- A. Mastered
- B. Not Mastered

Answer: A

Explanation:

Answer Area

Migration:

- IMAP
- Staged
- Cutover**
- Remote move
- Google Workspace

Items:

- Mail folder items only
- Mail folder items and contacts only
- Mail folder items and calendar items only**
- Mail folder items, contacts, calendar items, and tasks

NEW QUESTION 114

- (Topic 4)

You need to email a list of configuration changes to the Exchange Online environment that were recently performed by Allan Deyoung. What should you do?

- A. Run the admin audit log report
- B. Run the external admin audit log report
- C. Export the admin audit log
- D. Run an administrator role group report
- E. Export the mailbox audit logs

Answer: C

Explanation:

Reference:

<https://docs.microsoft.com/en-us/exchange/security-and-compliance/exchange-auditing-reports/exchange-auditing-reports>

NEW QUESTION 119

- (Topic 4)

Joni Sherman reports that the Microsoft Outlook client on her Windows 10 device fails to start.

You need to troubleshoot the issue.

From the device, you start the Microsoft Remote Connectivity Analyzer. What should you run next?

- A. the Exchange ActiveSync test
- B. the Outlook Connectivity test
- C. the Service Account Access test
- D. the Microsoft Support and Recovery Assistant for Office 365 client

Answer: D

Explanation:

Reference:

<https://www.sherweb.com/blog/office-365/microsoft-support-and-recovery-assistant/>

NEW QUESTION 121

HOTSPOT - (Topic 3)

You need to perform a remote wipe of the devices of User2 and User3. You run the following commands.

Clear-MobileDevice -id User2-Device

-NotificationEmailAddress "admin@Fabrikam.com"
Clear-MobileDevice -id User3-Device
-NotificationEmailAddress "admin@Fabrikam.com"
What occurs on each device? To answer, select the appropriate options in the answer area.
NOTE: Each correct selection is worth one point.

On the device of User2:

All data is deleted. **!**

Only email messages are deleted.

Only email messages and calendar, contact, and file data are deleted.

On the device of User3:

All data is deleted.

Only email messages are deleted.

Only email messages and calendar, contact, and file data are deleted.

- A. Mastered
- B. Not Mastered

Answer: A

Explanation:

On the device of User2:

All data is deleted.

Only email messages are deleted.

Only email messages and calendar, contact, and file data are deleted.

On the device of User3:

All data is deleted.

Only email messages are deleted.

Only email messages and calendar, contact, and file data are deleted.

NEW QUESTION 126

- (Topic 3)
You need to generate a report for the mobile devices that meets the technical requirements.
Which PowerShell cmdlet should you use?

- A. Get-DevicePolicy
- B. Get-MobileDevice
- C. Get-MobileDeviceStatistics
- D. Get-DeviceTenantPolicy

Answer: B

Explanation:

Reference:
<https://docs.microsoft.com/en-us/powershell/module/exchange/get-mobiledevice?view=exchange-ps>

NEW QUESTION 128

HOTSPOT - (Topic 3)
You need to modify FilesPolicy to prevent users from downloading ASPX files. The solution must meet the technical requirements.
How should you complete the command? To answer, select the appropriate options in the answer area.
NOTE: Each correct selection is worth one point.

Set-SafeLinksPolicy

Set-OwaMailboxPolicy

Set-ActiveSyncMailboxPolicy

Set-HostedContentFilterPolicy

-id FilesPolicy -BlockedFileTypes

.aspx

*.aspx

@{Add = ".aspx"}

@{Remove = ".aspx"}

- A. Mastered
- B. Not Mastered

Answer: A

Explanation:

Set-SafeLinksPolicy

Set-OwaMailboxPolicy

Set-ActiveSyncMailboxPolicy

Set-HostedContentFilterPolicy

-id FilesPolicy -BlockedFileTypes

.aspx

*.aspx

@{Add = ".aspx"}

@{Remove = ".aspx"}

NEW QUESTION 129

- (Topic 3)

You need to identify the contents of the FabrikamProject public folder to meet the technical requirements. Which PowerShell cmdlet should you run?

- A. Get-PublicFolderScaciscics
- B. Get-PublicFolderItemStatistics
- C. Get-PublicFolderMailboxDiagnoscics
- D. Get-PublicFolder

Answer: B

Explanation:

Reference:

<https://docs.microsoft.com/en-us/powershell/module/exchange/get-publicfolderitemstatistics?view=exchange-ps>

NEW QUESTION 134

- (Topic 2)

You need to resolve the issue for the transport department users.

What is the best way to achieve the goal? More than one answer choice may achieve the goal. Select the BEST answer.

- A. Move the public folder mailbox that contains TransportPF to a server in the main office.
- B. Move TransportPF to a public folder mailbox hosted in the main office.
- C. Modify the default public folder mailbox for all the transport department users.
- D. Instruct the transport department users to add TransportPF to their Favorites list in Outlook.

Answer: B

Explanation:

References:

<https://docs.microsoft.com/en-us/exchange/recipients/mailbox-moves?view=exchserver-2019>

NEW QUESTION 139

HOTSPOT - (Topic 3)

You need to configure the new smartboard to support the planned changes.

Which three settings should you configure? To answer, select the appropriate settings in the answer area.

NOTE: Each correct selection is worth one point.

Booking options

Assign settings for the booking policy that defines when this resource can be scheduled

☐ Allow repeating meetings

☐ Allow scheduling only during work hours

☐ Auto-accepts meeting request

Set to "Off" if you want to specify users who want to accept meetings manually

Booking delegates

Search a mail or email

☐ Automatically decline meetings outside of limits below

Booking window (days)

Maximum duration (hours)

If the organizer needs a reply enter message below

- A. Mastered
- B. Not Mastered

Answer: A

Explanation:

Graphical user interface, text, application, email Description automatically generated

NEW QUESTION 144

HOTSPOT - (Topic 3)

How many default policy tags (DPTs), retention policy tags (RPTs), and personal tags should you create to meet the retention requirements? To answer, select the appropriate options in the answer area.

NOTE: Each correct selection is worth one point.

Answer Area

DPTs:

RPTs:

Personal tags:

- A. Mastered
- B. Not Mastered

Answer: A

Explanation:

Box 1: 1

Default Policy Tags apply to any item that doesn't have another tag applied to it. We need one to meet the following requirement:

? Ensure that any items without a retention tag are moved to the Archive mailbox two years after they were created and permanently deleted seven years after they were created.

Box 2: 2

Retention Policy Tags apply to default mailbox folders (Inbox, Sent Items etc). We need two to meet the following requirements:

? Automatically delete items in the Junk Email folder after 30 days.
 ? Automatically delete items in the Sent Items folder after 300 days.

Box 3: 3

Personal tags can be applied by users to custom folders or individual emails. We need three to meet the following requirements:

? Enable users to tag items for deletion after one year.
 ? Enable users to tag items for deletion after two years.
 ? Enable users to tag items to be archived after one year.

NEW QUESTION 145

- (Topic 2)

You need to implement a solution to support the planned changes for the branch office administrators.

What should you do?

- A. Assign the Mail Recipients role to the branch office administrators and use a default management scope.
- B. Assign the Mail Recipients role to the branch office administrators and create a custom management scope.
- C. Assign the Recipient Policies role to the branch office administrators and use a default management scope.
- D. Assign the Recipient Policies role to the branch office administrators and create a custom management scope.

Answer: B

Explanation:

Ensure that the branch office administrators can configure the properties of the mailboxes in their respective offices only.

Reference:

<https://docs.microsoft.com/en-us/exchange/mail-recipients-role-exchange-2013-help>

NEW QUESTION 147

HOTSPOT - (Topic 2)

You need to implement a solution to meet the technical requirements for the SCL.

How should you complete the command? To answer, select the appropriate options in the answer area.



- A. Mastered
- B. Not Mastered

Answer: A

Explanation:

References:

<https://docs.microsoft.com/en-us/powershell/module/exchange/organization/set-organizationconfig?view=exchange-ps>

NEW QUESTION 148

- (Topic 2)

You need to recommend a solution to retain the items in the public folders. The solution must support the planned changes.

What should you recommend?

- A. Create an Outlook rule that forwards all the items in each public folder to a compliance mailbox.
- B. Place an In-Place Hold on all the mailboxes of the public folders.
- C. Increase the frequency of the backups.
- D. Modify the public folder permissions.

Answer: B

Explanation:

References:

<https://docs.microsoft.com/en-us/exchange/security-and-compliance/in-place-and-litigation-holds#placingpublic-folders-on-hold>

NEW QUESTION 153

- (Topic 5)

You have hybrid deployment between a Microsoft Exchange Online tenant and an on-premises Exchange Server 2019 organization. The deployment uses Azure AD Connect. All incoming email is delivered to Exchange Online. You have 10 mail-enabled public folders hosted on an on-premises Mailbox server. Customers receive an error when an email message is sent to a public folder.

You need to ensure that all the mail-enabled public folders can receive email messages from the internet. The solution must ensure that messages can be delivered only to valid recipients.

Solution: From Azure AD Connect, select Exchange Mail Public Folders. Does this meet the goal?

- A. Yes
- B. No

Answer: A

Explanation:

From Azure AD Connect, selecting Exchange Mail Public Folders will ensure that all the mail-enabled public folders can receive email messages from the internet and that messages can be delivered only to valid recipients. This is according to the Microsoft 365 Messaging documentation (<https://docs.microsoft.com/en-us/exchange/hybrid-deployment/hybrid-mail-flow>).

NEW QUESTION 155

DRAG DROP - (Topic 5)

You have a Microsoft Exchange Online tenant.

Two users named User1 and User2 have left the company and have inactive mailboxes. Two new employees named User3 and User4 are hired and must meet the following requirements:

- User3 has the same job role as User1 and requires access to all the items in the User1 mailbox.
- User4 was hired to replace User2 and requires access to the User2 mailbox.

You need to recommend a solution for User3 and User4 to access the inactive mailboxes. The solution must minimize administrative effort.

What should you recommend for each user? To answer, drag the appropriate solutions to the correct users. Each solution may be used once, more than once, or not at all. You may need to drag the split bar between panes or scroll to view content.

Solutions

Convert the mailbox to a shared mailbox

Export the contents of the mailbox

Recover the mailbox

Restore the mailbox

Answer Area

User3:

User4:

- A. Mastered
B. Not Mastered

Answer: A

Explanation:

Solutions

Convert the mailbox to a shared mailbox

Export the contents of the mailbox

Recover the mailbox

Restore the mailbox

Answer Area

User3: Convert the mailbox to a shared mailbox

User4: Export the contents of the mailbox

NEW QUESTION 157

HOTSPOT - (Topic 5)

Your company named ADatum Corporation has a Microsoft Exchange Online subscription that contains the sharing policies shown in the following table.

Name	Domain	Enabled	Default
Policy1	{Anonymous:CalendarSharingFreeBusySimple, fabrikam.com:CalendarSharingFreeBusyReviewer, ContactsSharing}	True	True
Policy2	{contoso.com:CalendarSharingFreeBusyDetail}	True	False
Policy3	{litware.com:CalendarSharingFreeBusyReviewer}	True	False

The subscription contains the mailboxes shown in the following table.

Name	Sharing policy
User1	Policy1
User2	Policy2
User3	Policy3

ADatum does business with the partner companies shown in the following table.

Name	SMTP domain	Email platform
Fabrikam, Inc.	Fabrikam.com	On-premises Exchange Server 2019
Contoso, Ltd.	Contoso.com	Third-party email server
Litware, Inc.	Litware.com	Exchange Online

For each of the following statements, select Yes if the statement is true. Otherwise, select No.

NOTE: Each correct selection is worth one point.

Statements	Yes	No
For User1 to share contacts with the users at Fabrikam, a federation trust is required.	<input type="radio"/>	<input type="radio"/>
User2 can share free/busy hours, subject, and location with the users at Contoso.	<input type="radio"/>	<input type="radio"/>
User3 can share calendars with the users at Litware.	<input type="radio"/>	<input type="radio"/>

- A. Mastered
B. Not Mastered

Answer: A

Explanation:

Statements	Yes	No
For User1 to share contacts with the users at Fabrikam, a federation trust is required.	<input type="radio"/>	<input checked="" type="radio"/>
User2 can share free/busy hours, subject, and location with the users at Contoso.	<input checked="" type="radio"/>	<input type="radio"/>
User3 can share calendars with the users at Litware.	<input checked="" type="radio"/>	<input type="radio"/>

NEW QUESTION 159

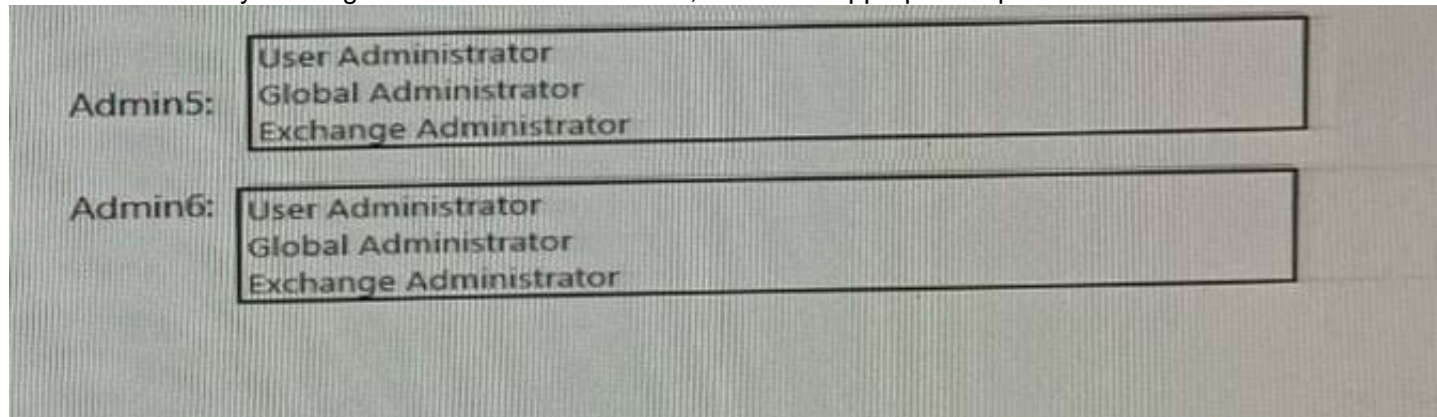
HOTSPOT - (Topic 5)

You have a Microsoft Exchange Online tenant.

You recently hired two new administrators named Admin5 and Admin6. You need to grant the following permissions to the new administrators:

- Admin5 must be able to assign licenses to users.
- Admin6 must be able to modify the email SPAM settings of all users.
- Admin5 must be able to configure the email forwarding settings of all users.
- Admin5 and Admin6 must be able to manage the mailbox permissions of all users. The solution must use the principle of least privilege.

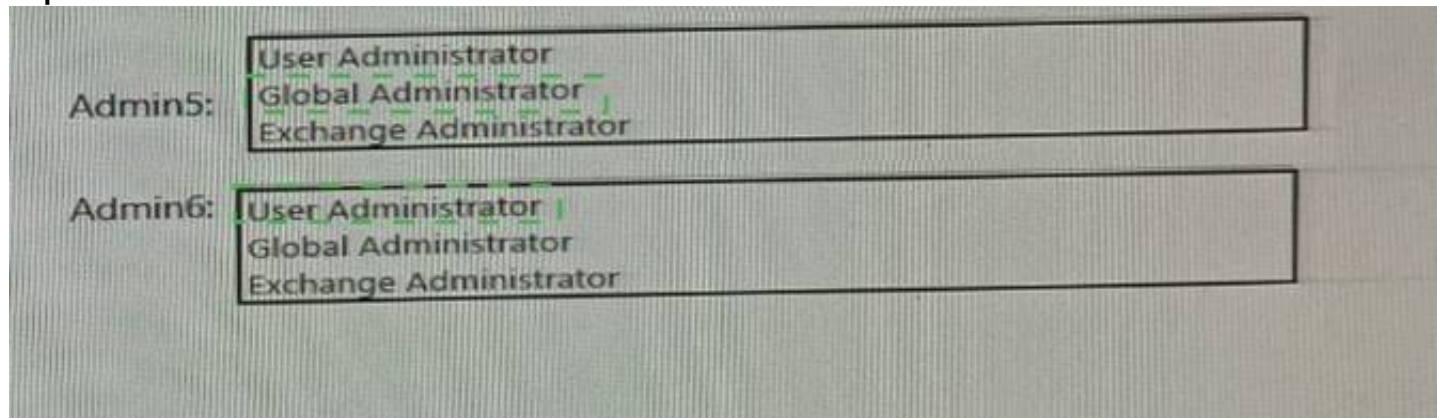
Which role should you assign to each user? To answer, select the appropriate options NOTE: Each correct selection is worth one point.



- A. Mastered
B. Not Mastered

Answer: A

Explanation:



NEW QUESTION 160

- (Topic 5)

You have a Microsoft Exchange Server 2019 hybrid deployment. You plan to implement Hybrid Modern Authentication (HMA).

You retrieve the Exchange virtual directory settings, and you discover the following output.

```
InternalUrl           : https://mail.contoso.com
ExternalUrl           : https://mail.contoso.com
IISAuthenticationMethods : {Ntlm, Negotiate}
InternalAuthenticationMethods : {Ntlm, Negotiate}
ExternalAuthenticationMethods : {Ntlm, Negotiate}
```

You need to prepare the virtual directories for the planned implementation of HMA. What should you do?

- A. Add OAuth as an authentication method.
B. Remove NTLM as an authentication method.
C. Delete https://mail.contoso.com from the ExternalUrl value.
D. Modify the InternalUrl value to http://mail.contoso.com.

Answer: A

Explanation:

Reference:

<https://docs.microsoft.com/en-us/microsoft-365/enterprise/configure-exchange-server-for-hybrid-modernauthentication?view=o365-worldwide>

NEW QUESTION 163

HOTSPOT - (Topic 5)

Your network contains an Active Directory Domain Services (AD DS) domain.

You have a Microsoft 365 subscription. All mailboxes are hosted in Microsoft Exchange Online.

You have the DNS domains shown in the following table.

Name	Description
corp.contoso.com	AD DS domain
contoso.com	Verified custom domain for Azure AD
contoso.onmicrosoft.com	Default Azure AD tenant

You need to ensure that the Autodiscover service can be used to configure Microsoft Outlook settings for devices connecting from the internet. How should you configure the DNS record for Autodiscover? To answer, select the appropriate options in the answer area.

NOTE: Each correct selection is worth one point.

Answer Area

Type of DNS record: CNAME

In DNS domains: contoso.com only

- A. Mastered
B. Not Mastered

Answer: A

Explanation:

Answer Area

Type of DNS record: CNAME

In DNS domains: contoso.com only

NEW QUESTION 165

DRAG DROP - (Topic 5)

You have a Microsoft 365 E5 subscription that contains a public folder named Folder1 and two users named User1 and User2. You need to ensure that the users can perform the actions shown in the following table.

User	Action
User1	<ul style="list-style-type: none"> Create new items. Delete items created by User1. Only modify items created by User1. Read existing items. View folders.
User2	<ul style="list-style-type: none"> Create subfolders. Read all items. Delete all items. Only modify items created by User2.

The solution must use the principle of least privilege and minimize administrative effort. Which folder permission should you grant to each user? To answer, drag the appropriate

permissions to the correct users. Each permission may be used once, more than once, or not at all. You may need to drag the split bar between panes or scroll to view content.

NOTE: Each correct selection is worth one point.

Permissions

Author

Custom

Editor

Non-Editing Author

Owner

PublishingEditor

PublishingAuthor

Answer Area

User1:

User2:

- A. Mastered
B. Not Mastered

Answer: A

Explanation:

Permissions

Author

Custom

Editor

Non-Editing Author

Owner

PublishingEditor

PublishingAuthor

Answer Area

User1:

Author

User2:

PublishingAuthor

NEW QUESTION 170

HOTSPOT - (Topic 5)

You have a Microsoft Exchange Online tenant that contains the users shown in the following table.

Name	Mobile device	Mail client
User1	iOS	Native mail client
User2	Android	Microsoft Outlook for Android

From the Exchange admin center, you issue a Wipe Data command for User1 and User2. What occurs on the device of each user? To answer, select the appropriate options in the answer area.

NOTE: Each correct selection is worth one point.

User1:

All the data in the email client is wiped.

Only email messages and calendar items are wiped.

The mobile device is wiped.

User2:

All the data in the email client is wiped.

Only email messages and calendar items are wiped.

The mobile device is wiped.

- A. Mastered
B. Not Mastered

Answer: A

Explanation:

User1:

All the data in the email client is wiped.
Only email messages and calendar items are wiped.
The mobile device is wiped.

User2:

All the data in the email client is wiped.
Only email messages and calendar items are wiped.
The mobile device is wiped.

NEW QUESTION 171

- (Topic 5)

You have a Microsoft Exchange Online tenant.

Users report that legitimate email messages are delivered to their Junk Email folder. You plan to use the Microsoft Remote Connectivity Analyzer to identify the cause of the issue.

Which test should you run?

- A. Outlook Connectivity
- B. Inbound SMTP Email
- C. Outbound SMTP Email
- D. Message Analyzer

Answer: D

NEW QUESTION 176

- (Topic 5)

You have a Microsoft Exchange Online tenant that uses Microsoft Defender for Office 365. You create a new anti-phishing policy named Policy1.

You need to ensure that users are notified every five days about all the email messages quarantined by Policy1.

Which two actions should you perform? Each correct answer presents part of the solution. NOTE: Each correct selection is worth one point.

- A. Modify the AdminOnlyAccessPolicy quarantine policy and assign the policy to Policy1.
- B. Modify the DefaultFullAccessPolicy quarantine policy and assign the policy to Policy1.
- C. Modify the global settings for quarantine policies.
- D. Add a custom quarantine policy and assign the policy to Policy1.
- E. Configure the User reported messages settings.

Answer: CD

NEW QUESTION 180

- (Topic 5)

You have a Microsoft 365 E5 subscription.

A user attempts to send an email message to an external recipient and receives the following error message: "Your message couldn't be delivered because you weren't recognized as a valid sender. The most common reason for this is that your email address is suspected of sending spam and it's no longer allowed to send messages outside of your organization. Contact your mail admin for assistance. Remote Server returned '550 5.1.8 Access denied, bad outbound sender'."

You need to ensure that the user send email to external recipients. What should you do?

- A. compliance management in the Exchange admin center
- B. Data loss prevention in the Security & Compliance admin center
- C. Threat management in the Security & Compliance admin center
- D. action center in the Exchange admin center

Answer: C

Explanation:

<http://automatica.com.au/2020/01/office-365-single-users-unable-to-send-email-access-denied-bad-outbound-sender-error/>

NEW QUESTION 183

DRAG DROP - (Topic 5)

Your company named Contoso, Ltd. has a Microsoft Exchange Server 2019 hybrid deployment.

A partner company named Fabrikam, Inc. uses an Exchange Online subscription for email. You need to ensure that all the users at Fabrikam can view the free/busy information of the users at Contoso.

What should you configure? To answer, drag the appropriate components to the correct companies. Each component may be used once, more than once, or not at all. You may need to drag the split bar between panes or scroll to view content.

NOTE: Each correct selection is worth one point.

Components	Answer Area
<div>A connector</div>	For Fabrikam: <div>Component</div>
<div>A sharing policy</div>	For Contoso: <div>Component</div>
<div>A remote domain</div>	
<div>A federation trust</div>	
<div>An organization relationship</div>	

- A. Mastered
- B. Not Mastered

Answer: A

Explanation:

Components	Answer Area
<div>A connector</div>	For Fabrikam: <div>An organization relationship</div>
<div>A sharing policy</div>	For Contoso: <div>An organization relationship</div>
<div>A remote domain</div>	
<div>A federation trust</div>	
<div>An organization relationship</div>	

NEW QUESTION 184

- (Topic 5)

You have a Microsoft Exchange Server hybrid deployment that contains Exchange 2013, Exchange 2016, and Exchange 2019 servers. All the servers have the latest Cumulative Updates (CUs) applied.
You need to implement Hybrid Modern Authentication (HMA). The solution must minimize costs.
What should you do first?

- A. Upgrade the Exchange 2013 servers to Exchange 2016 CU7.
- B. Add the on-premises web service URLs as Azure Active Directory (Azure AD) service principal names (SPNs).
- C. Upgrade all the servers to Exchange 2019.
- D. Create an Azure Active Directory (Azure AD) conditional access policy for Exchange Online.

Answer: B

Explanation:

Reference:

<https://docs.microsoft.com/en-us/microsoft-365/enterprise/configure-exchange-server-for-hybrid-modern-authentication?view=o365-worldwide#make-sure-you-meet-all-the-prerequisites>

<https://docs.microsoft.com/en-us/microsoft-365/enterprise/hybrid-modern-auth-overview?view=o365-worldwide#do-you-meet-modern-authentication-prerequisites>

NEW QUESTION 185

HOTSPOT - (Topic 5)

You run several PowerShell commands as shown in the following exhibit.

```
PS C:\> Get-AddressListPolicy | Format-Table

Name                GlobalAddressList      AddressLists              OfflineAddressBook      RoomList
-----                -
Fabrikam-ABP        \Fabrikam               \Fabrikam                 \Fabrikam-OAB           \All Rooms
Contoso-ABP         \Contoso                \Contoso-IT, \Contoso-Marketing \Contoso-OAB           \All Rooms

PS C:\> Get-GlobalAddressList | Format-Table

Name                RecipientFilter
-----                -
Contoso              ((Company -eq 'Contoso'))
Fabrikam             ((Company -eq 'Fabrikam'))

PS C:\> Get-AddressList | Format-Table

Name                DisplayName              RecipientFilter
-----                -
Contoso-Marketing   Contoso-Marketing        ((Company -eq 'Contoso') -and (Department -eq 'Marketing'))
Fabrikam            Fabrikam                  ((Company -eq 'Fabrikam'))

PS C:\> Get-ADUser | Where Name -eq "James Smith" | Select Name, UserPrincipalName, Company, Department

Name                UserPrincipalName      Company      Department
-----                -
James Smith         jsmith@contoso.com     Contoso      Marketing

PS C:\> Get-Mailbox | Where Name -eq "Executive Conference Room" | Select Name, Alias, Office, Database

Name                Alias                  Office      Database
-----                -
Executive Conference Room executiveconferenceroom Contoso     DB1
```

Use the drop-down menus to select the answer choice that completes each statement based on the information presented in the graphic.
NOTE: Each correct selection is worth one point.

James Smith will appear on the [answer choice] address list.

▼

Contoso-IT

Contoso-Marketing

Fabrikam

The Executive Conference Room will appear in [answer choice].

▼

Contoso-ABP only

Fabrikam-ABP only

Contoso-ABP and Fabrikam-ABP

none of the policies

- A. Mastered
- B. Not Mastered

Answer: A

Explanation:

James Smith will appear on the [answer choice] address list.

▼

Contoso-IT

Contoso-Marketing

Fabrikam

The Executive Conference Room will appear in [answer choice].

▼

Contoso-ABP only

Fabrikam-ABP only

Contoso-ABP and Fabrikam-ABP

none of the policies

NEW QUESTION 186

- (Topic 5)

Your company has an Exchange Server 2019 organization that has servers deployed in two Active Directory forests named adatum.com and contoso.com. The organization contains five Mailbox servers and two Edge Transport servers. You deploy Microsoft 365 and configure Exchange Online.

You plan to configure hybrid mail transport.

You need to identify the number of third-party CA certificates that must be used in the deployment.

What is the minimum number of certificates?

- A. 1
- B. 2
- C. 4

D. 5

Answer: A

NEW QUESTION 188

HOTSPOT - (Topic 5)

You have a Microsoft Exchange Server 2019 hybrid deployment.

You are migrating mailboxes from the on-premises organization to Exchange Online. From the Exchange admin center, you create a new migration batch that includes 25

mailboxes, and then you select Manual Complete the batch.

Later, you must complete the migration of a mailbox named user1@litware.com in the batch as soon as possible. You discover that the status of the migration batch is Syncing, but the status of the move request for user1@litware.com is Synced.

You need to complete the migration of the user1@litware.com mailbox to Exchange Online as soon as possible.

How should you complete the command? To answer, select the appropriate options in the answer area.

NOTE: Each correct selection is worth one point.

Set-MoveRequest

Set-MigrationBatch

Set-MigrationConfig

-Identity "user1@litware.com"

-CompleteAfter(Get-Date)

-SuspendWhenReadyToComplete \$false

-PreventCompletion \$false

Resume-MoveRequest -Identity "user1@litware.com"

- A. Mastered
- B. Not Mastered

Answer: A

Explanation:

Set-MoveRequest

Set-MigrationBatch

Set-MigrationConfig

-Identity "user1@litware.com"

-CompleteAfter(Get-Date)

-SuspendWhenReadyToComplete \$false

-PreventCompletion \$false

Resume-MoveRequest -Identity "user1@litware.com"

NEW QUESTION 189

- (Topic 5)

You have a Microsoft Exchange Online tenant.

You plan to use a third-party service to archive all the email messages that are sent and received by the Exchange mailboxes.

You need to copy all the sent and received messages automatically to the third-party service.

What should you configure?

- A. a content search
- B. a retention policy
- C. an archive policy
- D. a journal rule

Answer: D

NEW QUESTION 193

SIMULATION - (Topic 5)

SIMULATION

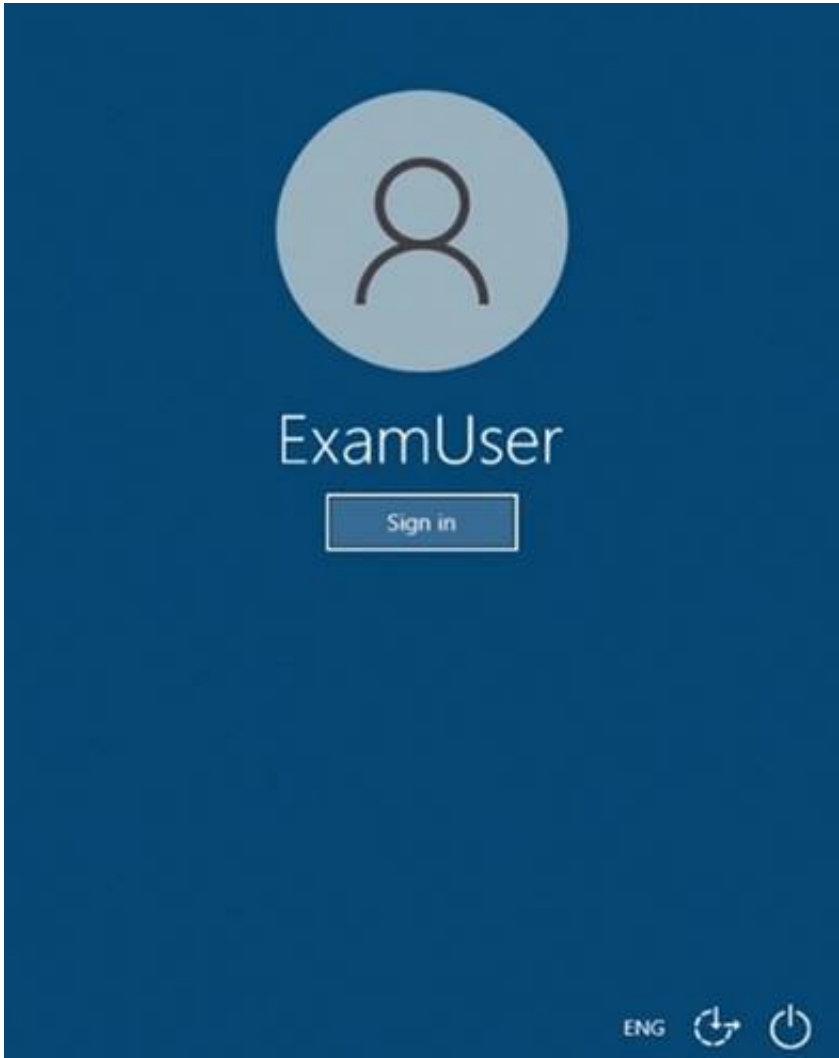
Please wait while the virtual machine loads. Once loaded, you may proceed to the lab section. This may take a few minutes, and the wait time will not be deducted from your overall test time.

When the Next button is available, click it to access the lab section. In this section, you will perform a set of tasks in a live environment. While most functionality will be available to you as it would be in a live environment, some functionality (e.g., copy and paste, ability to navigate to external websites) will not be possible by design.

Scoring is based on the outcome of performing the tasks stated in the lab. In other words, it doesn't matter how you accomplish the task, if you successfully perform it, you will earn credit for that task.

Labs are not timed separately, and this exam may have more than one lab that you must complete. You can use as much time as you would like to complete each lab. But, you should manage your time appropriately to ensure that you are able to complete the lab(s) and all other sections of the exam in the time provided.

Please note that once you submit your work by clicking the Next button within a lab, you will NOT be able to return to the lab.



Use the following login credentials as needed:
To enter your username, place your cursor in the Sign in box and click on the username below.
To enter your password, place your cursor in the Enter password box and click on the password below.
Microsoft 365 Username: admin@abc.com
Microsoft 365 Password: xxxxxx
If the Microsoft 365 portal does not load successfully in the browser, press CTRL-K to reload the portal in a new browser tab.
The following information is for technical support purposes only.
Lab Instance: XXXXXX
You need to ensure that the users in your company can schedule a conference room named Room1 in the company’s office by using Microsoft Outlook.
To complete this task, sign in to the Exchange admin center.

- A. Mastered
- B. Not Mastered

Answer: A

Explanation:

? In the Exchange admin center, navigate to Recipients > Resources.
? To create a room mailbox, click New + > Room mailbox.
? Use the options on the page to specify the settings for the new resource mailbox.
- Room name: Use this box to type a name for the room mailbox. This is the name that's listed in the resource mailbox list in the Exchange admin center and in your organization's address book. This name is required and it can't exceed 64 characters.
- Alias: A room mailbox has an email address so it can receive booking requests. The email address consists of an alias on the left side of the @ symbol, which must be unique in the forest, and your domain name on the right. The alias is required.
- Location, Phone, Capacity: You can use these fields to enter details about the room. However, as explained earlier, you can include some or all of this information in the room name so users can see it.
? When you're finished, click Save to create the room mailbox.

NEW QUESTION 194

HOTSPOT - (Topic 5)
You need to create an address list that contains all the users who have a title of Director.
How should you complete the command? To answer, select the appropriate options in the answer area.
NOTE: Each correct selection is worth one point.

	▼
New-AddressList	
New-AddressBookPolicy	
New-DistributionList	
New-GlobalAddressList	

-Name "Directors"

	▼
-RecipientFilter	
-SearchBase	
-SearchScope	
-Where-Object	

`{{(RecipientType -eq 'UserMailbox') -and (Title -eq 'Director')}}}`

- A. Mastered
- B. Not Mastered

Answer: A

Explanation:

<div><div></div><div>New-AddressList</div><div>New-AddressBookPolicy</div><div>New-DistributionList</div><div>New-GlobalAddressList</div></div>	-Name "Directors"	<div><div></div><div>-RecipientFilter</div><div>-SearchBase</div><div>-SearchScope</div><div>-Where-Object</div></div>
---	-------------------	--

```
{{(RecipientType -eq 'UserMailbox') -and (Title -eq 'Director')}}}
```

NEW QUESTION 199

DRAG DROP - (Topic 5)

You have a Microsoft 365 subscription.

You need to modify the anti-spam settings to meet the following requirements:

? Quarantine spam for 30 days.

? Notify administrators if users are blocked for sending spam.

? Every three days, provide users with a report that details which email messages were identified as spam.

Which spam filter policy should you modify to meet each requirement? To answer, drag the appropriate policies to the correct requirements. Each policy may be used once, more than once, or not at all. You may need to drag the split bar between panes or scroll to view content.

NOTE: Each correct selection is worth one point.

Policies

The connection filter policy

The default spam filter policy

The outbound spam filter policy

The spoof intelligence policy

Answer Area

Quarantine spam for 30 days:

Notify administrators if users are blocked for sending spam:

Every three days, provide users with a report that details which messages were identified as spam:

- A. Mastered
- B. Not Mastered

Answer: A

Explanation:

Policies

The connection filter policy

The default spam filter policy

The outbound spam filter policy

The spoof intelligence policy

Answer Area

Quarantine spam for 30 days:

Notify administrators if users are blocked for sending spam:

Every three days, provide users with a report that details which messages were identified as spam:

NEW QUESTION 203

DRAG DROP - (Topic 5)

You have a Microsoft Exchange Server 2019 hybrid deployment. All Mailbox servers and domain controllers are in the same site. You deploy an Edge Transport server.

You need to ensure that all SMTP traffic between the on-premises organization and Exchange Online is routed through the Edge Transport server.

Which four actions should you perform in sequence? To answer, move the appropriate actions from the list of actions to the answer area and arrange them in the correct order.

Actions	Answer Area
On a Mailbox server, modify the accepted domains.	
Copy the Edge Subscription file to a Mailbox server.	
On the Edge Transport server, run New-EdgeSubscription.	
On a Mailbox server, run New-EdgeSubscription.	
Run the Microsoft Office 365 Hybrid Configuration wizard.	

- A. Mastered
 B. Not Mastered

Answer: A

Explanation:

New-EdgeSubscription -FileName "c:\EdgeServerSubscription.xml" This example creates the Edge Subscription file. It should be run on your Edge Transport server. New- EdgeSubscription -FileData ([byte[]]\$(Get-Content -Path "C:\EdgeServerSubscription.xml" - Encoding Byte -ReadCount 0)) -Site "Default-First-Site-Name" This example also imports the Edge Subscription file generated in Example 1 to the Active Directory site Default-First- Site-Name; however, the end result is accomplished using one command. You must run this command on the Mailbox server. ref. <https://docs.microsoft.com/en-us/powershell/module/exchange/mail-flow/new-edgesubscription?view=exchange-ps>

NEW QUESTION 207

HOTSPOT - (Topic 5)

You have a Microsoft Exchange Online tenant.

You have an on-premises scanner that emails scanned documents by using SMTP.

You need to create a Microsoft Office 365 SMTP relay to route email from the scanner to the internet. The solution must ensure that the connector accepts only email sent by the scanner.

How should you configure the connector? To answer, select the appropriate options in the answer area.

NOTE: Each correct selection is worth one point.

Select your mail flow scenario

Specify your mail flow scenario, and we'll let you know if you need to set up a connector.

[Learn more](#)

From:

▼

Internet

Office 365

Partner organization

Your organization's email server

To:

▼

Internet

Office 365

Partner organization

Your organization's email server

- A. Mastered
 B. Not Mastered

Answer: A

Explanation:

Select your mail flow scenario

Specify your mail flow scenario, and we'll let you know if you need to set up a connector.

[Learn more](#)

From:

Internet
Office 365
Partner organization
Your organization's email server

To:

Internet
Office 365
Partner organization
Your organization's email server

NEW QUESTION 210

- (Topic 5)

You have a hybrid deployment between a Microsoft Exchange Online tenant and an on- premises Exchange Server 2019 organization. Users report that email messages between the Exchange Server organization and the Exchange Online tenant are undelivered. You install and enable a new certificate from a different trusted certification authority (CA). You need to ensure that mail flow between Exchange Server and Exchange Online is restored. Which two PowerShell cmdlets should you run? Each correct answer presents part of the solution. NOTE: Each correct selection is worth one point.

- A. Set-SendConnector
- B. Set-IntraOrganizationConnector
- C. Update-Hybridconfiguration
- D. Set-ReceiveConnector

Answer: CD

NEW QUESTION 211

- (Topic 5)

You have 1,000 user accounts that are each licensed for Microsoft 365. Each user account has a Microsoft Exchange Online mailbox. Ten of the user accounts are configured as service accounts for applications. The applications send event notifications to the mailboxes of the service accounts by using SMTP. The developers of each application have delegated access to the mailbox of their respective application. You need to ensure that all the event notifications sent by the applications are retained in the service account mailboxes so that new developers can review older notifications. The developers must be able to view only the notifications for their respective application. What should you do?

- A. Replace the service account mailboxes with a single user mailbox that contains a folder for each application.
- B. Replace the service account mailboxes with a single user mailbox that contains Power Automate rules.
- C. Convert the service account mailboxes into shared mailboxes.
- D. Convert the service account mailboxes into mail-enabled users.

Answer: C

NEW QUESTION 212

- (Topic 5)

Note: This question is part of a series of questions that present the same scenario. Each question in the series contains a unique solution that might meet the stated goals. Some question sets might have more than one correct solution, while others might not have a correct solution.

After you answer a question in this section, you will NOT be able to return to it. As a result, these questions will not appear in the review screen.

You have a Microsoft Exchange Online tenant that uses an email domain named contoso.com.

You need to prevent all users from performing the following tasks:

? Sending out-of-office replies to an email domain named fabrikam.com.

? Sending automatic replies to an email domain named adatum.com.

The solution must ensure that all the users can send out-of-office replies and automatic replies to other email domains on the internet.

Solution: You create two sharing policies. Does this meet the goal?

- A. Yes
- B. No

Answer: B

Explanation:

Reference:

<https://docs.microsoft.com/en-us/exchange/mail-flow-best-practices/remote-domains/remote-domains>

NEW QUESTION 213

HOTSPOT - (Topic 5)

You have a Microsoft Exchange Server 2019 hybrid deployment.

You run the Get-HybridConfiguration cmdlet and receive the output shown in the following exhibit.

```
ClientAccessServers      : {}
EdgeTransportServers     : {}
ReceivingTransportServers : {EX01, EX02}
SendingTransportServers  : {EX01, EX02}
OnPremisesSmartHost      : mail.litware.com
Domains                  : {litware.com}
Features                  : {FreeBusy, MoveMailbox, Moiltips, MessageTracking, SecureMail, Photos}
ExternalIPAddresses      : {}
TlsCertificateName       : <I>CN=CA, O=SSLCert Inc, C=US<S>CN=mail.litware.com, OU=IT, O=User1,
                          L=Redmond, S=Washington, C=US
```

Use the drop-down menus to select the answer choice that completes each statement based on the information presented in the graphic.

NOTE: Each correct selection is worth one point.

To enable users who have on-premises mailboxes to access their archive mailbox in Exchange online, you must modify the [answer choice] property.

ClientAccessServers
Domains
Features
ExternalIPAddresses

Depending on where the user mailbox is located, to enable automatic Microsoft Outlook on the web redirection to either the on-premises organization or Exchange Online, you must modify the [answer choice] property.

ClientAccessServers
Domains
Features
ExternalIPAddresses

- A. Mastered
- B. Not Mastered

Answer: A

Explanation:

References:

<https://docs.microsoft.com/en-us/powershell/module/exchange/federation-and-hybrid/set-hybridconfiguration?view=exchange-ps>

NEW QUESTION 214

- (Topic 5)

You have a Microsoft 365 environment that contains 1,000 mobile devices.

You need to recommend a solution to prevent all the mobile devices that use the Exchange ActiveSync protocol from authenticating by using Basic authentication.

Which two solutions should you recommend? Each correct answer presents a complete solution.

NOTE: Each correct selection is worth one point.

- A. Configure the CAS mailbox settings for each mailbox.
- B. Implement Azure Multi-Factor Authentication (MFA).
- C. Create an authentication policy.
- D. Create a conditional access policy.
- E. Create a device access rule.

Answer: CD

Explanation:

Reference:

<https://docs.microsoft.com/en-us/exchange/clients-and-mobile-in-exchange-online/disable-basicauthentication-in-exchange-online>

<https://docs.microsoft.com/en-us/azure/active-directory/conditional-access/block-legacy-authentication>

NEW QUESTION 217

HOTSPOT - (Topic 5)

You have a Microsoft Exchange Online tenant.

You need to add a custom domain named contoso.com that meets the following requirements:

« All email messages from the internet must first be filtered by a third-party cloud service before being delivered to Exchange Online.

« Recipient email systems must validate the messaging server for contoso.com)

Which type of DNS record should you use for each requirement? To answer, select the appropriate options in the answer area.

NOTE: Each correct selection is worth one point.

All email messages from the internet must first be filtered by a third-party cloud service before being delivered to Exchange Online:



Recipient email systems must validate the messaging server for contoso.com:



- A. Mastered
- B. Not Mastered

Answer: A

Explanation:

? For the requirement that all email messages from the internet must first be filtered by a third-party cloud service before being delivered to Exchange Online, you should use an MX record¹. An MX record specifies the mail server that is responsible for accepting email messages on behalf of your domain¹. You need to configure your MX record to point to the third-party cloud service's mail server, and then configure the third-party cloud service to forward email messages to Exchange Online¹.

? For the requirement that recipient email systems must validate the messaging server for contoso.com, you should use an SPF TXT record². An SPF TXT record is a type of DNS record that identifies which mail servers are authorized to send email on behalf of your domain². It helps prevent spoofing and phishing by verifying the sender's IP address against the list of authorized IP addresses in your SPF TXT record². You need to configure your SPF TXT record to include both the third-party cloud service and Exchange Online as authorized senders for your domain².

NEW QUESTION 222

- (Topic 5)

You have a Microsoft Exchange Online tenant. All users have Exchange Online mailboxes.

Your company has 10 projectors that are used by 30 managers.

You need to recommend a solution to manage the availability and scheduling of the projectors. The solution must NOT require additional Microsoft 365 licenses.

What Exchange Online object should you recommend creating for each projector?

- A. a public folder
- B. a distribution list
- C. a user mailbox
- D. a resource mailbox

Answer: D

Explanation:

Resource mailboxes are for the scheduling of resources such as projectors. They do not require a license.

Reference:

<https://docs.microsoft.com/en-us/microsoft-365/admin/manage/room-and-equipment-mailboxes?view=o365-worldwide>

NEW QUESTION 225

HOTSPOT - (Topic 5)

HOTSPOT

You have a Microsoft Exchange Online tenant.

The Exchange organization has the following configurations.

```
PS C:\> Get-OrganizationConfig | Format-list Name,Oauth*,Activity*,Basic*,Is*
```

```
Name: M365x643293.onmicrosoft.com
OAuth2ClientProfileEnabled           : False
ActivityBasedAuthenticationTimeoutEnabled : True
ActivityBasedAuthenticationTimeoutInterval : 06:00:00
ActivityBasedAuthenticationTimeoutWithSingleSignInEnabled : True
BasicAuthBlockedApps                 : None
IsProcessEhaMigratedMessagesEnabled  : False
IsAgendaMailEnabled                  : True
IsMixedMode                          : True
IsAddressListPagingEnabled            : True
IsLicensingEnforced                  : True
IsTenantAccessBlocked                 : False
IsDualWriteEnabled                   : True
IsTenantInGracePeriod                 : False
IsDehydrated                         : True
IsValid                              : True
```

The Azure Active Directory (Azure AD) Sign-ins report is shown in the following table.

User	Application	Status	Client app	Conditional access	Authentication requirement
User1	Microsoft Office	Success	Mobile Apps and Desktop clients	Not Applied	Single-factor authentication
User1	Office 365 Exchange Online	Success	Offline Address Book	Not Applied	Single-factor authentication
User1	Office 365 Exchange Online	Success	MAPI Over Http	Not Applied	Single-factor authentication
User3	Microsoft Office	Success	Mobile Apps and Desktop clients	Not Applied	Single-factor authentication
User3	Office 365 Exchange Online	Success	Offline Address Book	Not Applied	Single-factor authentication
User3	Office 365 Exchange Online	Success	Autodiscover	Not Applied	Single-factor authentication
User2	Microsoft Office	Success	Mobile Apps and Desktop clients	Not Applied	Single-factor authentication

The Outlook Connection Status for User1 is shown in the following exhibit.

SMTP Address	Display Name	Server name	Status	Protocol	Authn	Encrypt
User1@M365x643293.onmicrosoft.com	User1@M365x643293.onmicrosoft.com	https://outlook.office365.com/...	Established	HTTP	Clear*	SSL
User1@M365x643293.onmicrosoft.com	User1@M365x643293.onmicrosoft.com	https://outlook.office365.com/...	Established	HTTP	Clear*	SSL

For each of the following statements, select Yes if the statement is true. Otherwise, select No.

NOTE: Each correct selection is worth one point.

Statements

Microsoft Outlook connection of User1 uses Basic authentication

Yes	No
<input type="radio"/>	<input type="radio"/>

Modern Authentication is enabled

<input type="radio"/>	<input type="radio"/>
-----------------------	-----------------------

User3 uses the Microsoft Authenticator App to authenticate the Exchange Online

<input type="radio"/>	<input type="radio"/>
-----------------------	-----------------------

- A. Mastered
- B. Not Mastered

Answer: A

Explanation:

Box 1: Yes

The authentication in the Outlook Connection Status exhibit is "Clear". This means that Basic authentication is being used.

Box 2: No

In the first exhibit, the OAuth2ClientProfileEnabled parameter is False. This means that Modern Authentication is not enabled. A value of True means that Modern Authentication is enabled.

Box 3: No

The Authentication Requirement for User3 in the second exhibit is Single-factor authentication. This means that the Microsoft Authenticator App is not being used.

NEW QUESTION 230

SIMULATION - (Topic 5)

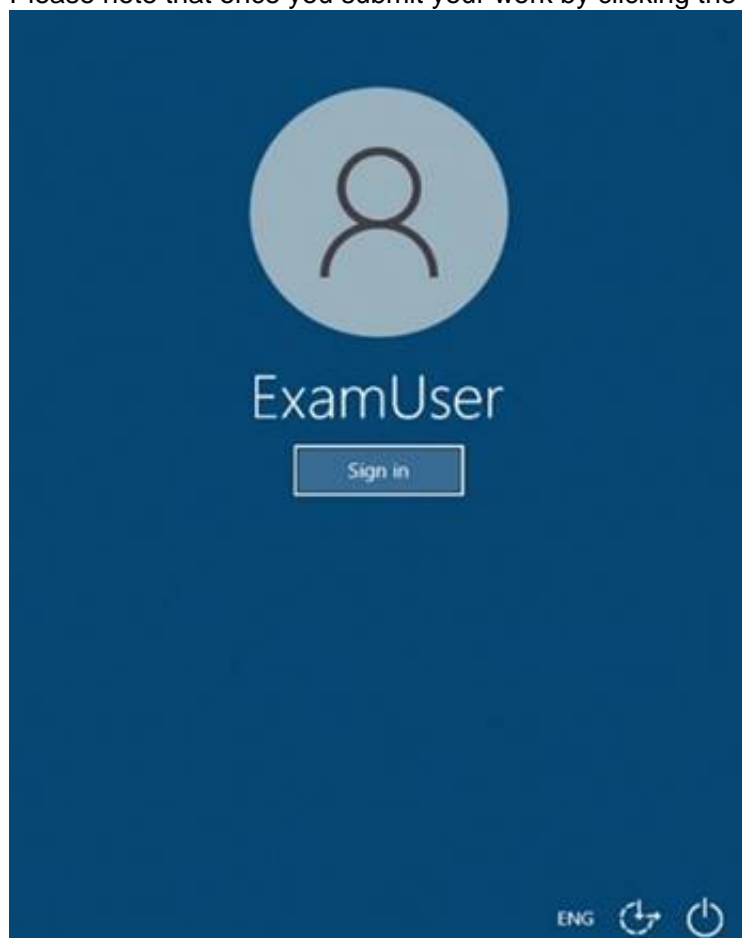
Please wait while the virtual machine loads. Once loaded, you may proceed to the lab section. This may take a few minutes, and the wait time will not be deducted from your overall test time.

When the Next button is available, click it to access the lab section. In this section, you will perform a set of tasks in a live environment. While most functionality will be available to you as it would be in a live environment, some functionality (e.g., copy and paste, ability to navigate to external websites) will not be possible by design.

Scoring is based on the outcome of performing the tasks stated in the lab. In other words, it doesn't matter how you accomplish the task, if you successfully perform it, you will earn credit for that task.

Labs are not timed separately, and this exam may have more than one lab that you must complete. You can use as much time as you would like to complete each

lab. But, you should manage your time appropriately to ensure that you are able to complete the lab(s) and all other sections of the exam in the time provided. Please note that once you submit your work by clicking the Next button within a lab, you will NOT be able to return to the lab.



Use the following login credentials as needed:

To enter your username, place your cursor in the Sign in box and click on the username below.

To enter your password, place your cursor in the Enter password box and click on the password below.

Microsoft 365 Username: admin@abc.com

Microsoft 365 Password: xxxxxx

If the Microsoft 365 portal does not load successfully in the browser, press CTRL-K to reload the portal in a new browser tab.

The following information is for technical support purposes only.

Lab Instance: XXXXXX

You need to ensure that a user named Miriam Graham has the required rights to create new recipients by using the Exchange Online admin center. Miriam must be prevented from managing recipients. The solution must use the principle of least privilege. To complete this task, sign in to the Microsoft 365 admin center.

- A. Mastered
- B. Not Mastered

Answer: A

Explanation:

? From the Microsoft 365 admin center dashboard, go to Admin > Exchange.

? In the Exchange admin center, go to Roles > Admin roles, select the Recipient Management role group.

? In Assigned section, add Miriam Graham to the role group.

? When you're finished, click Save.

NEW QUESTION 234

- (Topic 5)

Your company has a Microsoft Exchange Server 2019 hybrid deployment. The company has a finance department.

You need to move all the on-premises mailboxes of the finance department to Exchange Online. The bulk of the move operation must occur during a weekend when the company's Internet traffic is lowest. The move must then be finalized the following Monday. The solution must minimize disruption to end users.

What should you do first?

- A. Schedule a task that runs the New-MoveRequest cmdlet and specifies the Remote parameter.
- B. Run the New-MigrationBatch cmdlet and specify the MoveOptions parameter.
- C. Run the New-MigrationBatch cmdlet and specify the CompleteAfter parameter.
- D. Create a script that moves most of the mailboxes on Friday at 22:00 and the remaining mailboxes on Monday at 09:00.

Answer: C

Explanation:

Reference:

<https://docs.microsoft.com/en-us/powershell/module/exchange/new-migrationbatch?view=exchange-ps>

NEW QUESTION 236

HOTSPOT - (Topic 5)

You have a Microsoft Exchange Online tenant.

You recently hired two new administrators named Admin5 and Admin6. You need to grant the following permissions to the new administrators:

? Admin5 must be able to assign licenses to users.

? Admin6 must be able to modify the email SPAM settings of all users.

? Admin5 must be able to configure the email forwarding settings of all users.

? Admin5 and Admin6 must be able to manage the mailbox permissions of all users. The solution must use the principle of least privilege.

Which role should you assign to each user? To answer, select the appropriate options in the answer area.

NOTE: Each correct selection is worth one point.

Admin5:

Admin6:

- A. Mastered
- B. Not Mastered

Answer: A

Explanation:

Admin5:

Admin6:

NEW QUESTION 240

- (Topic 5)

You have a Microsoft Exchange Online tenant that contains a mailbox named Sales. You need to create a copy of all the external email sent from the Sales mailbox to an alternate location. What should you create?

- A. a data loss prevention (DLP) policy
- B. a records management file plan
- C. a journaling rule
- D. a retention policy

Answer: C

NEW QUESTION 241

- (Topic 5)

You have a hybrid deployment between a Microsoft Exchange Online tenant and an on- premises Exchange Server 2019 organization. The deployment contains an Exchange Server 2019 server named Server1. Server1 has a public certificate named Cert1 that is bound to the SMTP protocol. Cert1 will expire soon. you replace Cert1 with a new certificate named Cert2 from a different public certification authority (CA) After you replace the certificate, you discover that email delivery between Server1 and the Exchange Online tenant fails. You need to ensure that messages can be delivered successfully What should you do on Server1?

- A. Return the Hybrid Configuration wizard
- B. Restart the MSExchangeTransport service.
- C. Recreate the certificate and include an exportable private key.
- D. Bind a self-signed certificate to the SMTP protocol.

Answer: A

Explanation:

When replacing a certificate used in a hybrid deployment, you should run the Hybrid Configuration wizard again to update the certificate information in the hybrid

configuration settings. This process updates the certificate used by the hybrid deployment and ensures that email delivery between the on-premises Exchange Server and the Exchange Online tenant is successful.

NEW QUESTION 244

- (Topic 5)

You have a Microsoft Exchange Online tenant named contoso.com.

The Exchange configuration contains the following public folder hierarchy:

- Support
- Messages
- Calendar

You create a distribution list named HelpDesk@contoso.com.

You need to add the Messages public folder to the HelpDesk distribution list. What should you do first?

- A. Mail-enable the Support public folder
- B. Create a new public folder mailbox
- C. Mail-enable the Messages public folder
- D. Upgrade HelpDesk to a Microsoft 365 group

Answer: A

Explanation:

Reference:

<https://docs.microsoft.com/en-us/exchange/collaboration/public-folders/mail-enable-or-disable?view=exchserver-2019>

NEW QUESTION 248

SIMULATION - (Topic 5)

SIMULATION

Please wait while the virtual machine loads. Once loaded, you may proceed to the lab section. This may take a few minutes, and the wait time will not be deducted from your overall test time.

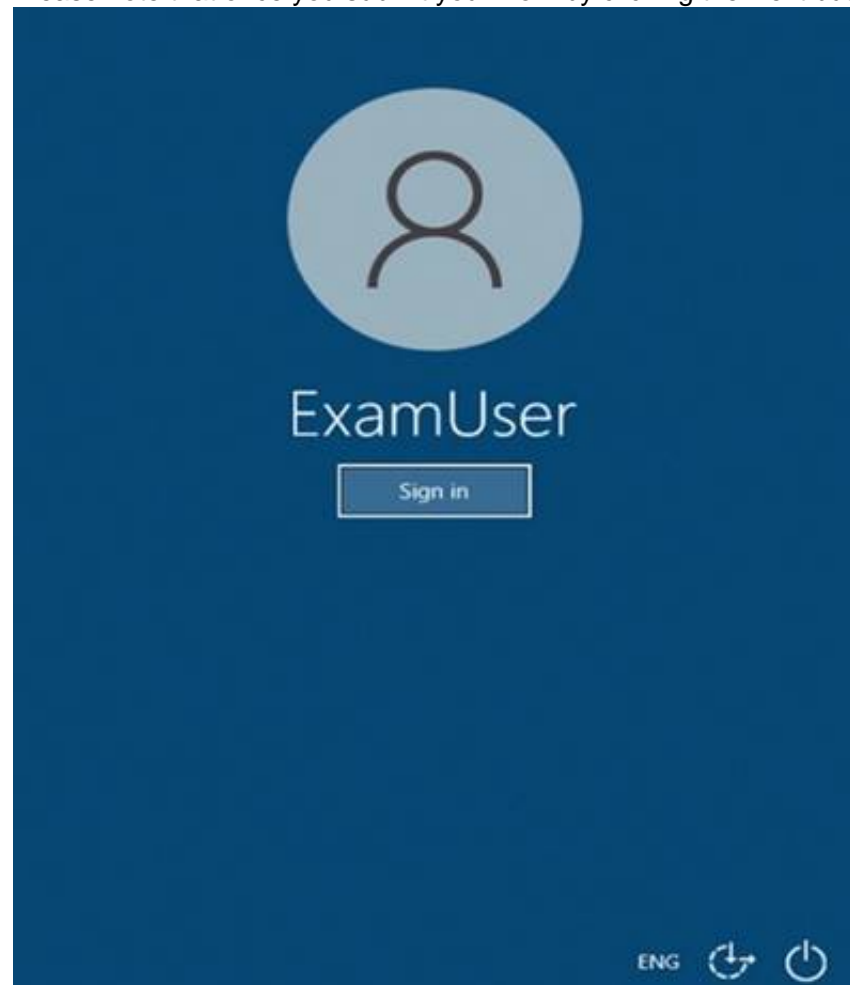
When the Next button is available, click it to access the lab section. In this section, you will perform a set of tasks in a live environment. While most functionality will be available to you

as it would be in a live environment, some functionality (e.g., copy and paste, ability to navigate to external websites) will not be possible by design.

Scoring is based on the outcome of performing the tasks stated in the lab. In other words, it doesn't matter how you accomplish the task, if you successfully perform it, you will earn credit for that task.

Labs are not timed separately, and this exam may have more than one lab that you must complete. You can use as much time as you would like to complete each lab. But, you should manage your time appropriately to ensure that you are able to complete the lab(s) and all other sections of the exam in the time provided.

Please note that once you submit your work by clicking the Next button within a lab, you will NOT be able to return to the lab.



Use the following login credentials as needed:

To enter your username, place your cursor in the Sign in box and click on the username below.

To enter your password, place your cursor in the Enter password box and click on the password below.

Microsoft 365 Username: admin@abc.com

Microsoft 365 Password: xxxxxx

If the Microsoft 365 portal does not load successfully in the browser, press CTRL-K to reload the portal in a new browser tab.

The following information is for technical support purposes only.

Lab Instance: XXXXXX

You need to ensure that a user named Lee Gu can view all the Exchange Online configurations of your organization. The solution must use the principle of least privilege.

To complete this task, sign in to the Microsoft 365 admin center.

- A. Mastered
- B. Not Mastered

Answer: A

Explanation:

- * 1. Open the Microsoft 365 administration centre This can be done at: <https://admin.microsoft.com>
- * 2. Create a new user Please enter a first name Last name
Display name Username
- * 3. Add the necessary licence
For admin roles you sometimes need a licence. Especially in the security stack within Microsoft 365.
- * 4. Add the Global Reader role via Roles
You can give multiple roles to the person you want.

NEW QUESTION 253

- (Topic 5)

You have a Microsoft Exchange Server 2019 organization.

You need to ensure that a user named User1 can prevent mailbox content from being deleted if the content contains the words Fabrikam and Confidential.

What should you do?

- A. Add User1 to the Organization Management management role group.
- B. Add User1 to the Records Management management role group.
- C. Assign the mailbox Search and Mailbox Import Export
- D. Assign the Mailbox Search and Legal Hold management roles to User1.

Answer: D

Explanation:

References:

<https://docs.microsoft.com/en-us/exchange/policy-and-compliance/holds/holds?view=exchserver-2019>

NEW QUESTION 257

HOTSPOT - (Topic 5)

You have a Microsoft Exchange Server 2019 hybrid deployment. You use Advanced Threat Protection (ATP).

You have safe attachments policies configured as shown in the following table.

Name	Action	Action On Error	Enable redirect
Policy1	Dynamic Delivery	Enabled	Enabled
Policy2	Block	Enabled	Disabled

You have the users shown in the following table.

Name	Location	Safe attachments policy
User1	On-premises	Policy1
User2	Exchange Online	Policy2
User3	Exchange Online	None
User4	Exchange Online	Policy1

For each of the following statements, select Yes if the statement is true. Otherwise, select No.

NOTE: Each correct selection is worth one point.

Statements	Yes	No
If User1 receives an email message that contains an attachment, the message will be delivered immediately with a placeholder file. The attachment will be reattached if no malware is detected.	<input type="radio"/>	<input type="radio"/>
If User2 receives an email message that has detected malware, the message will be placed in quarantine.	<input type="radio"/>	<input type="radio"/>
If User4 receives an email message that contains an attachment, and then forwards the message to User3 before attachment scanning is complete, User3 will receive the attachment after the initial attachment scanning is complete.	<input type="radio"/>	<input type="radio"/>

- A. Mastered
- B. Not Mastered

Answer: A

Explanation:

Box 1: No

Dynamic Delivery cannot make changes to on-premise mailboxes after the message has been delivered.

Box 2: Yes

Policy2 applies to User2. Policy2 has a block action so the message will be placed in quarantine.

Box 3: No

User3 does not have a policy assigned so the attachment will be forwarded without being scanned.

NEW QUESTION 262

- (Topic 5)

Note: This question is part of a series of questions that present the same scenario. Each question in the series contains a unique solution that might meet the stated goals. Some question sets might have more than one correct solution, while others might not have a correct solution.

After you answer a question in this section, you will NOT be able to return to it. As a result, these questions will not appear in the review screen.

You have a Microsoft Exchange Online tenant that contains 1,000 mailboxes.

All the users in the sales department at your company are in a group named Sales.

The company is implementing a new policy to restrict the use of email attachments for the users in the Sales group.

You need to prevent all email messages that contain attachments from being delivered to the users in the Sales group.

Solution: You modify the Exchange Online Protection (EOP) settings. Does this meet the goal?

A. Yes

B. No

Answer: B

Explanation:

You can block common attachments (attachments commonly used as malware) in EOP but not all attachments as required in this question. Instead, you should create a mail flow rule. Reference:

<https://docs.microsoft.com/en-us/exchange/security-and-compliance/mail-flow-rules/common-attachmentblocking-scenarios>

NEW QUESTION 263

- (Topic 5)

Note: This question is part of a series of questions that present the same scenario. Each question in the series contains a unique solution that might meet the stated goals. Some question sets might have more than one correct solution, while others might not have a correct solution.

After you answer a question in this section, you will NOT be able to return to it. As a result, these questions will not appear in the review screen.

Your company has an Exchange Online tenant that contains 2,000 mailboxes.

A partner company named Fabrikam, Inc. uses a third-party messaging solution. The outbound SMTP server for Fabrikam uses an IP address of 131.107.2.22.

You discover that several email messages from the fabrikam.com domain are erroneously marked as spam.

You need to ensure that all the email messages sent from the fabrikam.com domain are delivered successfully to the user mailboxes of your company.

Solution: You create a spam filter policy. Does this meet the goal?

A. Yes

B. No

Answer: A

Explanation:

Add Fabrikam.com to the 'Domain allow list' in a spam filter policy.

NEW QUESTION 265

- (Topic 5)

You have a Microsoft Exchange Server 2019 organization.

A compliance manager plans to create retention policies for the mailboxes of executive users. The policies will move specific emails to an archive mailbox.

You need to create an archive mailbox for each executive user. What should you do?

A. Run the New-Mailbox cmdlet-

B. Enable mailbox journaling.

C. Enable In-Place Archiving for each mailbox.

D. Run the set-Mailbox cmdlet.

Answer: C

Explanation:

<https://docs.microsoft.com/en-us/exchange/policy-and-compliance/in-place-archiving/in-place-archiving?view=exchserver-2019>

NEW QUESTION 268

- (Topic 5)

You have a Microsoft Exchange Online tenant that contains 1,000 users.

A user named User1 receives a non-delivery report (NDR) when attempting to send an email message to an internal group named sales@contoso.com. The NDR contains the following text: "5.7.1 Delivery not authorized."

You need to ensure that User1 can send email to sales@contoso.com successfully. Solution: You instruct User1 to reduce the size of the email message.

Does this meet the goal?

A. No

B. Yes

Answer: B

NEW QUESTION 272

DRAG DROP - (Topic 5)

You have a Microsoft 365 subscription that has Microsoft Defender for Office 365 enabled and contains two groups named Group1 and Group 2. The members of the groups must meet the requirements shown in the following table.

Group	Requirement
Group1	Enable email impersonation protection.
Group2	Receive email containing attachments that have a .jar extension from an application that sends log files.

You need to configure threat protection policies to meet the requirements.
Which threat protection policy should you configure for each group? To answer, drag the appropriate policies to the correct groups. Each policy may be used once, more than once, or not at all. You may need to drag the split bar between panes or scroll to view content.
NOTE: Each coned selection is worth one point.

Threat protection policy

A Safe Attachments policy

An anti-malware policy

An anti-phishing policy

An anti-spam policy

Answer Area

Group1:

Group2:

- A. Mastered
- B. Not Mastered

Answer: A

Explanation:

Threat protection policy

A Safe Attachments policy

An anti-malware policy

An anti-phishing policy

An anti-spam policy

Answer Area

Group1: An anti-phishing policy

Group2: A Safe Attachments policy

NEW QUESTION 276

HOTSPOT - (Topic 5)

You have a Microsoft Exchange Online tenant.
Users report that they cannot view attachments from Outlook on the web from their home computer.
The Outlook Web App policy has the following settings.

ClassicAttachmentsEnabled	: True
ReferenceAttachmentsEnabled	: True
SaveAttachmentsToCloudEnabled	: True
MessagePreviewDisabled	: False
ForceWebReadyDocumentViewingFirstOnPublicComputers	: False
ForceWebReadyDocumentViewingFirstOnPrivateComputers	: False
ActionForUnknownFileAndMIMETypes	: Block
OWALightEnabled	: False
ForceSaveAttachmentFilteringEnabled	: False
ConditionalAccessPolicy	: ReadOnlyPlusAttachmentsBlocked

You need to ensure that the users can view attachments when they access Outlook on the web from their home computer.
How should you complete the command? To answer, select the appropriate options in the answer area.
NOTE: Each correct selection is worth one point.

Set-OWAMailboxPolicy -identity OwaMailboxPolicy-Default

-ActionForUnknownFileAndMIMETypes

-ConditionalAccessPolicy

-ForceWebReadyDocumentViewingFirstOnPublicComputers

-MessagePreviewsDisabled

-OWALightEnabled

Allow

False

ForceSave

ReadOnly

True

- A. Mastered
- B. Not Mastered

Answer: A

Explanation:

Table Description automatically generated with medium confidence

NEW QUESTION 281

- (Topic 5)

You have a Microsoft Exchange Online tenant that contains a public folder named PF1.
You need to ensure that email sent to pf1@contoso.com is posted to PF1. What should you do?

- A. Create a shared mailbox.
- B. Mail-enable the public folder.
- C. Create a public folder mailbox.
- D. Create a mail flow rule.

Answer: B

NEW QUESTION 282

- (Topic 5)

Note: This question is part of a series of questions that present the same scenario. Each question in the series contains a unique solution that might meet the stated goals. Some question sets might have more than one correct solution, while others might not have a correct solution.

After you answer a question in this section, you will NOT be able to return to it. As a result, these questions will not appear in the review screen.

You have a Microsoft Exchange Online tenant that contains the following email domains:

? Adatum.com

? Contoso.com

? Fabrikam.com

When external recipients receive email messages from the users in the tenant, all the messages are delivered by using the @contoso.com email domain.

You need to ensure that the users send email by using the @fabrikam.com email domain. Solution: From the Exchange Management Shell, you run Set-Mailbox cmdlet.

Does this meet the goal?

A. Yes

B. No

Answer: B

Explanation:

Set-Mailbox -PrimarySmtpAddress <SmtpAddress>

Reference:

<https://docs.microsoft.com/en-us/powershell/module/exchange/set-mailbox?view=exchange-ps>

NEW QUESTION 287

- (Topic 5)

You have a Microsoft Exchange Server 2019 organization. You create a retention policy. You need to ensure that all email older than one year is moved to an archive mailbox. What should you use?

A. a data loss prevention (DLP) policy

B. a retention policy tag

C. a default policy tag

D. a personal tag

Answer: C

NEW QUESTION 288

- (Topic 5)

Note: This question is part of a series of questions that present the same scenario. Each question in the series contains a unique solution that might meet the stated goals. Some question sets might have more than one correct solution, while others might not have a correct solution.

After you answer a question in this section, you will NOT be able to return to it. As a result, these questions will not appear in the review screen.

You have a Microsoft 365 E5 subscription.

You need to ensure that a user named User1 can review audit reports from the Microsoft 365 security center. User1 must be prevented from tracing messages from the Security admin center.

Solution: You assign the Security Reader role to User1. Does this meet the goal?

A. Yes

B. No

Answer: A

Explanation:

Security Administrator can view the audit reports but cannot create a message trace.

Reference:

<https://docs.microsoft.com/en-us/microsoft-365/security/office-365-security/message-trace-scc>

NEW QUESTION 289

- (Topic 5)

You have a Microsoft Exchange Online subscription for an email domain named contoso.com.

A partner company has an Exchange Online subscription for an email domain named fabrikam.com.

You need to prevent out-of-office messages sent by users in contoso.com from being sent to users in fabrikam.com.

What is the best way to achieve the goal from the Exchange admin center? More than one answer choice may achieve the goal. (Choose the best answer.)

A. Create a connector

B. Create a mail flow rule

C. Create a remote domain

D. Create an accepted domain

Answer: C

Explanation:

Reference:

<https://docs.microsoft.com/en-us/exchange/mail-flow-best-practices/remote-domains/remote-domains>

NEW QUESTION 290

- (Topic 5)

You have a Microsoft 365 E3 subscription that uses Microsoft Exchange Online and contains a global administrator named Admin1. Admin1 plans to use Attack simulation training to simulate a Malware Attachment attack. However, when a simulation is launched, only the Credential Harvest technique is available. You need to ensure that Admin1 can run the Malware Attachment simulation. What should you do?

- A. Assign the Attack simulation administrator role to Admin1.
- B. Create an anti-phishing policy.
- C. Create an anti-malware policy.
- D. Assign a Microsoft 365 E5 license to Admin1.

Answer: D

NEW QUESTION 292

- (Topic 5)

Your company has a Microsoft Exchange Server 2019 hybrid deployment.

You are migrating mailboxes to Exchange Online by using remote mailbox move requests. A recent security breach at the company required that the passwords of all privileged accounts be changed.

Since the password change, mailbox move requests are failing. You need to ensure that the mailbox migration can resume. What should you do first?

- A. From Exchange on-premises, run Set-MigrationEndpoint.
- B. From Exchange on-premises, run Set-MigrationConfig.
- C. From Exchange Online, run Set-MigrationConfig.
- D. From Exchange Online, run Set-MigrationEndpoint.
- E. Run iisreset /noforce on all the Exchange servers that have MRSPProxy enabled.

Answer: A

Explanation:

Reference:

<https://docs.microsoft.com/en-us/powershell/module/exchange/move-and-migration/set-migrationendpoint?view=exchange-ps>

NEW QUESTION 295

- (Topic 5)

You have a Microsoft 365 subscription for a company named Fabrikam, Inc. The company uses an Exchange Online tenant that has an email domain named fabrikam.com.

Fabrikam works with a partner company Contoso, Ltd. that uses an email domain named contoso.com.

A new security policy at Contoso states that any email sent from partners to Contoso employees must use TLS encryption.

You need to ensure that email sent from Fabrikam to Contoso uses TLS. What should you create in the tenant?

- A. a new connector that specifies the contoso.com SMTP domain
- B. a remote domain named contoso.com
- C. a new connector that specifies the fabrikam.com SMTP domain
- D. a remote domain named fabrikam.com

Answer: A

Explanation:

Configure a Send connector in Fabrikam to point to Contoso.

NEW QUESTION 298

- (Topic 5)

Your company has a Microsoft Exchange Server 2019 organization.

You are auditing the Litigation Hold on the mailboxes of the company's research and development department.

You discover that the mailbox of a user named User1 has a Litigation Hold enabled.

You need to discover who placed the Litigation Hold on the mailbox of User1, and when the Litigation Hold was enabled.

Which two actions should you perform? Each correct answer presents part of the solution.

NOTE: Each correct selection is worth one point.

- A. From the Exchange admin center, run an In-place eDiscovery and Hold report.
- B. From PowerShell, run the Get-Mailbox cmdlet.
- C. From the Exchange admin center, run the Get-MailboxStatistics cmdlet.
- D. run a per-mailbox Litigation Hold report.
- E. From PowerShell, run the Get-MailboxStatistics cmdlet.

Answer: BC

Explanation:

<https://docs.microsoft.com/en-us/powershell/module/exchange/get-mailboxstatistics?view=exchange-ps>

NEW QUESTION 299

- (Topic 5)

Note: This question is part of a series of questions that present the same scenario. Each question in the series contains a unique solution that might meet the stated goals. Some question sets might have more than one correct solution, while others might not have a correct solution.

After you answer a question in this section, you will NOT be able to return to it. As a result, these questions will not appear in the review screen.

You have a Microsoft Exchange Online tenant that contains 1,000 users.

A user named User1 receives a non-delivery report (NDR) when attempting to send an email message to an internal group named sales@contoso.com. The NDR

contains the following text: "5.7.1 Delivery not authorized."
 You need to ensure that User1 can send email to sales@contoso.com successfully. Solution: You modify the properties of a mail flow rule

- A. Yes
- B. No

Answer: B

Explanation:

Reference:

<https://docs.microsoft.com/en-us/exchange/mail-flow-best-practices/non-delivery-reports-in-exchange-online/fix-error-code-550-5-7-1-in-exchange-online>

NEW QUESTION 301

- (Topic 5)

You have a Microsoft 365 subscription that contains two users named User1 and User2.

User1 reports to have received a suspicious email message that appears to have come from User2.

You identify that the message was sent by an external user impersonating User2. You need to block email that contains the email address of an impersonated sender. What should you configure?

- A. an anti-phishing policy
- B. a Tenant Allow/Block Lists rule
- C. an anti-spam policy
- D. an Enhanced filtering rule

Answer: B

NEW QUESTION 304

HOTSPOT - (Topic 5)

You have a Microsoft Exchange Server 2019 hybrid deployment. You have the on-premises mailboxes shown in the following table.

Name	Forwarding address
User1	User6
User2	None
User3	None
User4	None
User5	None
User6	None

You add the mailbox permissions shown in the following table.

Mailbox	Permission
User2	Send As for User4
User4	Full Access for User3
User6	Send on Behalf for User5

You plan to migrate the mailboxes to Exchange Online by using remote mailbox move requests. The mailboxes will be migrated according to the schedule shown in the following table.

Week	Mailbox
1	User1, User2, User3, User6
2	User4, User5

Mailboxes migrated the same week will have their mailbox move requests included in the same batch and will be cut over simultaneously.

For each of the following statements, select Yes if the statement is true. Otherwise, select No.

NOTE: Each correct selection is worth one point.

Statements	Yes	No
The mail forwarding settings of the User1 mailbox will be preserved automatically after the migration.	<input type="radio"/>	<input type="radio"/>
The permissions granted to the User4 mailbox for the User2 mailbox will be preserved automatically after the migration.	<input type="radio"/>	<input type="radio"/>
The permissions granted to the User3 mailbox for the User4 mailbox will be preserved automatically after the migration.	<input type="radio"/>	<input type="radio"/>

- A. Mastered
B. Not Mastered

Answer: A

Explanation:

References:

<https://docs.microsoft.com/en-us/exchange/exchange-hybrid>

<https://practical365.com/exchange-online/configuring-exchange-hybrid-cross-forest- permissions/>

NEW QUESTION 306

DRAG DROP - (Topic 5)

You have a Microsoft Exchange Online tenant.

You need to import PST files from a legacy archiving solution to Exchange Online. You will import the PST files over the internet.

Which five actions should you perform in sequence? To answer, move the appropriate actions from the list of actions to the answer area and arrange them in the correct order.

Actions

Answer Area

Use Azure Storage Explorer to upload the PST files.

Create a mapping file.

Start the PST import job.

Use AzCopy to upload the PST files.

Create a PST import job.

Retrieve the shared access signature (SAS) URL.

- A. Mastered
B. Not Mastered

Answer: A

Explanation:

Actions

Answer Area

Use Azure Storage Explorer to upload the PST files.

Create a mapping file.

Start the PST import job.

Use AzCopy to upload the PST files.

Create a PST import job.

Retrieve the shared access signature (SAS) URL.

Retrieve the shared access signature (SAS) URL.

Use AzCopy to upload the PST files.

Create a mapping file.

Create a PST import job.

Start the PST import job.

NEW QUESTION 307

- (Topic 5)

You have a Microsoft Exchange Online tenant that contains a user named User1. You need to grant User1 the Send on Behalf permission for 20 mailboxes.

Which PowerShell cmdlet should you use?

- A. Add-MailboxPermission
B. Add-MailboxFolderPermission

- C. Set-Mailbox
- D. Add-RecipientPermission

Answer: C

Explanation:

Reference:

<https://docs.microsoft.com/en-us/exchange/recipients/mailbox-permissions?view=exchserver-2019>

NEW QUESTION 309

- (Topic 5)

Note: This question is part of a series of questions that present the same scenario. Each question in the series contains a unique solution that might meet the stated goals. Some question sets might have more than one correct solution, while others might not have a correct solution.

After you answer a question in this section, you will NOT be able to return to it. As a result, these questions will not appear in the review screen.

You have a Microsoft Exchange Online tenant that uses an email domain named contoso.com.

You need to prevent all users from performing the following tasks:

? Sending out-of-office replies to an email domain named fabrikam.com.

? Sending automatic replies to an email domain named adatum.com.

The solution must ensure that all the users can send out-of-office replies and automatic replies to other email domains on the internet.

Solution: You create one mail flow rule. Does this meet the goal?

- A. Yes
- B. No

Answer: B

Explanation:

Reference:

<https://docs.microsoft.com/en-us/exchange/mail-flow-best-practices/remote-domains/remote-domains>

NEW QUESTION 310

- (Topic 5)

You have a Microsoft Exchange Server 2019 organization.

You add 100 new users and create a mailbox for each user. The new users have the City attribute in Active Directory set to Seattle.

You need to create a separate global address list (GAL) that contains only users who have the City attribute set to Seattle. The solution must ensure that any new users who have the City attribute of Seattle are added automatically to the new GAL.

What should you do?

- A. From the Azure Active Directory admin center, create an Office 365 group that uses a dynamic membership rule.
- B. From the Exchange admin center, create a new GAL.
- C. Run the New-EmailAddressPolicy cmdlet to create a new email address policy that uses a recipient filter.
- D. Run the New-GlobalAddressList cmdlet to create a new address list.

Answer: D

Explanation:

Reference:

<https://docs.microsoft.com/en-us/exchange/address-books/address-lists/address-lists>

NEW QUESTION 313

- (Topic 5)

You have a Microsoft Exchange Online tenant that contains a public folder mailbox and a user named User1. You need to ensure that User1 can perform the following actions:

- Create new top-level public folders.
- Only modify items created by User1.
- Post items to the folders created by User1.
- Read and delete items in the folders created by User1. Which role should you assign to User1?

- A. PublishingEditor
- B. Author
- C. PublishingAuthor
- D. Editor

Answer: D

NEW QUESTION 316

SIMULATION - (Topic 5)

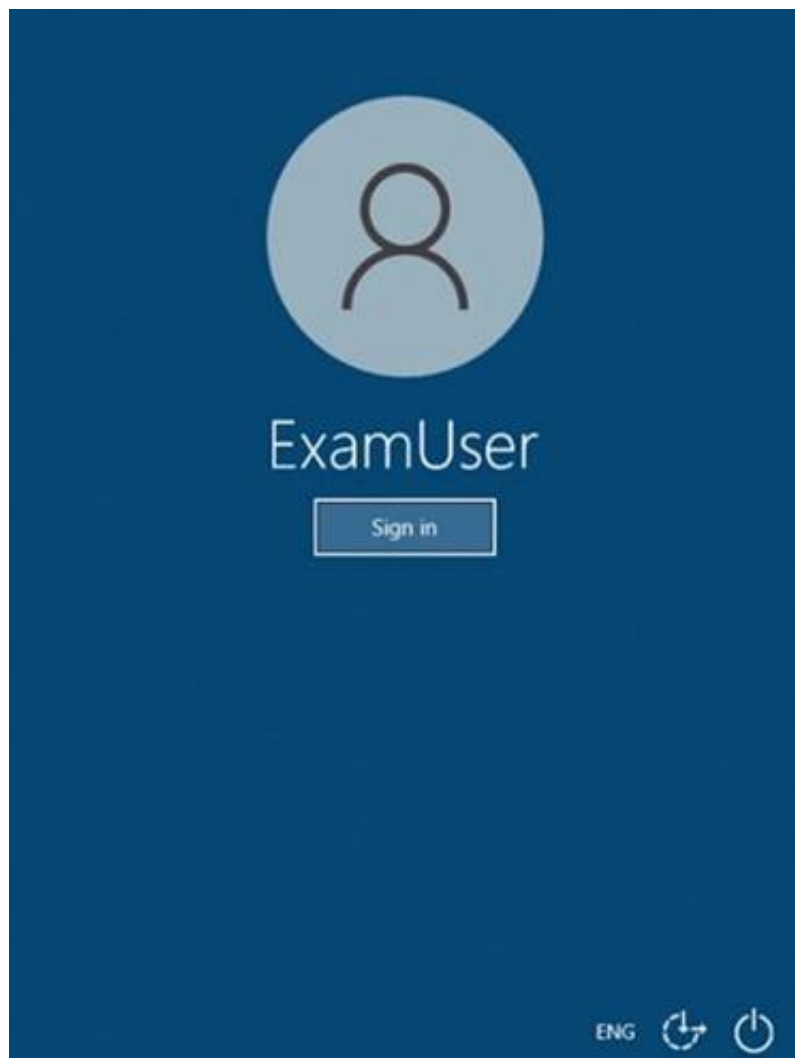
Please wait while the virtual machine loads. Once loaded, you may proceed to the lab section. This may take a few minutes, and the wait time will not be deducted from your overall test time.

When the Next button is available, click it to access the lab section. In this section, you will perform a set of tasks in a live environment. While most functionality will be available to you as it would be in a live environment, some functionality (e.g., copy and paste, ability to navigate to external websites) will not be possible by design.

Scoring is based on the outcome of performing the tasks stated in the lab. In other words, it doesn't matter how you accomplish the task, if you successfully perform it, you will earn credit for that task.

Labs are not timed separately, and this exam may have more than one lab that you must complete. You can use as much time as you would like to complete each lab. But, you should manage your time appropriately to ensure that you are able to complete the lab(s) and all other sections of the exam in the time provided.

Please note that once you submit your work by clicking the Next button within a lab, you will NOT be able to return to the lab.



Use the following login credentials as needed:

To enter your username, place your cursor in the Sign in box and click on the username below.

To enter your password, place your cursor in the Enter password box and click on the password below.

Microsoft 365 Username: admin@abc.com

Microsoft 365 Password: xxxxxx

If the Microsoft 365 portal does not load successfully in the browser, press CTRL-K to reload the portal in a new browser tab.

The following information is for technical support purposes only.

Lab Instance: XXXXXX

You need to ensure that when emails containing an attachment that uses an .ace extension is sent to your company, the email is blocked. Each time an email is blocked, a notification must be sent to security@contoso.com.

To complete this task, sign in to the Exchange admin center.

- A. Mastered
- B. Not Mastered

Answer: A

Explanation:

? In the EAC, in the left navigation pane, select mail flow, and then select rules.

? Select New (+), and then select Create a new rule.

? In the New Rule window, select More options.

? In the Name box, specify a name for the new rule.

? Select the *Apply this rule if drop-down list, point to Any attachment, and then select File extension includes these words.

? In the Specify words or phrases window, type the file name extension of any attachment that you want to block, and then select the plus symbol (+) to add the file name extension to the list. When the list is completed, select OK.

? Select the Do the following drop-down list, point to Block the message, and then select Reject the message and include an explanation or select Delete the message without notifying anyone.

If it's required, add a statement to inform users who will receive the non-delivery report (NDR) of the reason that mail delivery failed, and then select OK.

? Specify any additional options such as rule auditing and rule activation or deactivation time, and then select Save.

NEW QUESTION 317

.....

THANKS FOR TRYING THE DEMO OF OUR PRODUCT

Visit Our Site to Purchase the Full Set of Actual MS-203 Exam Questions With Answers.

We Also Provide Practice Exam Software That Simulates Real Exam Environment And Has Many Self-Assessment Features. Order the MS-203 Product From:

<https://www.2passeasy.com/dumps/MS-203/>

Money Back Guarantee

MS-203 Practice Exam Features:

- * MS-203 Questions and Answers Updated Frequently
- * MS-203 Practice Questions Verified by Expert Senior Certified Staff
- * MS-203 Most Realistic Questions that Guarantee you a Pass on Your FirstTry
- * MS-203 Practice Test Questions in Multiple Choice Formats and Updatesfor 1 Year